

Classic Mini



Keeping the Great
Marques Alive...

PARTS & ACCESSORIES

MZCT408

Mini 1959-2000



Accessories

Performance Products

Restoration Parts

CLASSIC MINI PARTS & ACCESSORIES

04..... INTERIOR

Electric Window & Locking Kits. Alloy & Walnut Fittings. Dashboards & Consoles. Gauges. Carpet, Trim & Seat Cover Sets. Sports Seats & Harnesses. Gearknobs & Steering Wheels. Starter Buttons...

20..... EXTERIOR

Over-rider Kits. Chrome Trim. Aerials. Petrol Caps. Mirrors. Grilles. Lamps & Lighting. Badges & Stickers. Alloy Wheels. Wheel Arches...

34..... PERFORMANCE & TUNING

Tuned Engines. Performance Pistons & Camshafts. Cylinderheads. Roller Rockers & Covers. Engine Steady Kits. Lightweight Flywheels. Clutches. Gears & Gearboxes. Performance Exhausts. Electronics. Ignition Kits. Fuel Pumps. Carburettors. Nitrous Kits. Air Filters. Cooling Fans & Radiators. Brake Pads, Calipers & Discs. Steering Quick Racks. Suspension Brackets & Bushes. Hi-Lo Kits & Shock Absorbers...

62..... WORKSHOP & TOOLS

Oils. Brake & Workshop Fluids. Emergency & Workshop Tools...

70..... CAR CARE

Autoglym Car Care. Underbody Sealers. Leather Care. Cleaning Brushes...

72..... INDOORS & OUTDOORS

Personal Accessories. Key Fobs. Patches. Reference Books...

74..... NEW BODYSHELLS

Brand New British Heritage Bodysells...

75..... RESTORATION PARTS

© Copyright Moss Europe Ltd. August 2004. Printed in the U.K. All rights reserved. No part of this publication may be reproduced, stored in a retrieval system, or transmitted in any form by any means, electronic, photocopying, recording or otherwise without prior written consent of Moss Europe Ltd.

UK ORDERING

We accept orders by mail, telephone, e-mail or fax. If you have the opportunity, we invite you to visit one of our branches. Remember, supplying details of your car, (i.e. engine, commission or Vehicle Identification Number (VIN) LHD or RHD, year of manufacture and any modifications) saves time and helps us to help you. Please inform us of your Customer Number, this is to speed up the order processing process.

OVERSEAS ORDERING

As with the UK we accept orders by mail, telephone, e-mail or fax. If you visit the UK we would be delighted if you visited one of our branches. When ordering, please ensure that you enclose full details of your name, address and Customer Number, plus details of your car (i.e. engine, commission or Vehicle Identification Number (VIN) LHD or RHD, year of manufacture and any modifications). Please note, overseas orders are often subject to local import duties, taxes and Customs clearance, which will need to be paid for at the point of entry. These charges are NOT included in the price of the goods or delivery prices. All relevant Customs forms and documentation needed to ensure the order arrives with the minimum of delay will be included with your shipment. If you have any special requirements, please contact us to discuss them. Please remember that delivery charges are dependent upon the size and weight of the shipment. If a quotation is required prior to placing an order, please contact the export department at your chosen branch and they will be pleased to supply a full quotation to you.

PARTS BACK-ORDER SYSTEM

A back-order system is used when a part is not in stock at the time of ordering. If the item is expected to become available within a reasonable timeframe, then it will be put on back-order, unless the customer instructs us otherwise. When we have the parts in stock, the back-order will be processed automatically and the item will be dispatched to the customer. If the particular part becomes No Longer Available (NLA) or is likely to be unavailable for some time, then the customer will be advised and asked if the order is to be cancelled.

SHIPPING & DISPATCH METHODS

Orders for delivery in the UK may be dispatched by regular post (for small lightweight items), or through a courier service. The courier service is available for Next day delivery or 2-3 Day delivery. Please speak to our sales staff to discuss your requirements and to select the best option to suit your needs. We are constantly striving to improve the service we offer, so please contact your local branch for the latest shipping prices. For delivery outside the UK we offer the following services:

Parcels up to 30kg: Europe 1 - 3 days
Europe by Road 2 - 5 days
Worldwide 1 - 3 days

Shipments up to 500kg: Europe by Road 2 - 5 days
Worldwide by Air 2 - 7 days to destination airport for collection or delivered direct to customer's address. (Sea freight is now regarded as 'too slow').

Worldwide shipping is available at competitive rates. For an exact quotation please contact our sales team with your requirements.

Shipments are now trackable, (inc. Internet access for selected carriers). Please speak to one of our sales staff to choose your best parts delivery option. Please remember, all carriage charges are dependant on weight band, volume, destination and delivery time. If a quotation is required prior to placing your order, please contact a member of the sales department at your chosen Moss branch, who will be happy to discuss your requirements. If you prefer, you may arrange your own shipping and dispatch.

QUOTATIONS & PAYMENT METHODS

We will be pleased to provide a full parts quotation detailing price, availability and relevant shipping costs. Payment may be made by cash, personal cheque (to the card guarantee limit), Certified Bank Draft, credit or debit card including: MasterCard, Visa, Switch, Delta and, by Sterling Travellers Cheques. If you intend to make payment by Cheque or Bankers Draft when using our fast mail-order parts service, please confirm parts availability and carriage charges.

VALUE ADDED TAX

Value Added Tax (VAT) at the current rate will be levied on all orders being dispatched to all countries within the European Community. VAT is not charged on goods dispatched to countries outside of the EC. However, such orders are often subject to local import duty, taxes and Customs clearance, which MUST be paid by you at the port of entry. Such charges are not included in the cost of the goods or delivery prices.

EXCHANGE UNITS

We are able to offer a full rebuild service on numerous major components in our product range. We offer this service as an alternative to direct replacement parts, or when a brand new item is no longer available. However, the continuity of this exchange scheme needs the understanding and co-operation of our customers in relation to several important points:

It is important to remember that "rebuild" does not mean "brand new". Rebuilding a unit involves stripping, cleaning, inspecting and re-assembling the unit. During this process, parts showing signs of wear will either be completely replaced or suitably renovated. However, it is not always feasible for major sub-components to be replaced with brand new ones, for example, an exchange engine will not have a new block.

Due to the nature of certain product lines, some items can only be offered on a "one for one" exchange basis. This effectively means that you must offer us a viable unit before we can release a fully rebuilt item from our stock. In some instances we can only carry out reconditioning of your own unit. Our staff will inform you if this is the case. All exchange units are subject to a surcharge. This surcharge serves two purposes: firstly, it acts as an incentive for you to return your old unit, and secondly it provides us with financial cover if your returned unit proves unsuitable for exchange purposes.

Whether or not your returned unit is suitable for exchange purposes cannot be ascertained until it is made available to us for inspection. As a general rule, suitable for exchange basically excludes any items that are beyond reasonable repair (e.g. crankcases ventilated with a connecting rod) or units irrevocably damaged. We are also unable to accept units unless they are returned in whole, complete form (i.e. differential units which are returned partly stripped with no bearings and all the shims missing are not generally accepted), nor do we accept a "box of bits". Surcharges will only be refunded once our core department has the item as serviceable. Under no circumstances can any exchange unit be shipped overseas until we receive your original unit. We have predetermined prices for our exchange units based on our experience, what it will cost to repair a gearbox, axle or engine. Occasionally, however, the damage to the unit is so great that we will contact you before beginning work on your unit to advise you of any additional cost that may be incurred during the rebuild of the unit. We can return the unit (at your cost) if this proves unacceptable.

WARRANTY

All parts are fully warranted against defects in materials and workmanship for a period of twelve (12) months from the date of purchase. In most cases, warranty will not cover labour, failure of a related component, failure resulting from incorrect installation or misuse, nor would liability exceed the cost of the original component. During the warranty period, please contact us immediately at the point of purchase if any problems occur. We will then advise you, before replacing the failed component, as to the best course of action. WITH ALL CLAIMS, A COPY OF THE PURCHASE INVOICE MUST BE PRODUCED.

RETURNS

Any Moss parts incorrectly supplied may be returned to any Moss branch for exchanging with the correct part. If you find you have bought parts, which you do not require, you can return them to the branch you bought them from within 3 months of purchase for a full credit to be used for the purchase of alternative Moss parts. If a refund of the purchase price is required, then a handling charge of 15% of the value of the goods may be levied. All returned goods must be in a condition suitable for re-sale and in their original undamaged packaging.

CUSTOMER SERVICE

We value your custom and wish to ensure that you receive the very best service. Every effort will be made to provide you with Quality Parts and Expertise in a relaxed, helpful and friendly manner. Should you consider the service you receive from us to be unsatisfactory, or you have any problems with the part(s) purchased, please advise a member of the sales team at the originating branch. If the matter is not resolved to your satisfaction, please contact our Customer Services Department at: Customer Services, Moss Europe Ltd. Hampton Farm Industrial Estate. Hanworth, Middlesex TW13 6DB England.

We will do our very best to resolve the issue and keep you as a loyal and happy Moss customer.

BRANCH OPENING HOURS

Monday to Friday: 9.00 - 5.30. Saturday: 9.30 - 3.30.
Sunday & Bank Holidays: Closed.



04 | Interior



ELECTRIC WINDOW KIT

Electric windows are one of those 'Must Have' luxury items of 1990's motoring. Every car seems to have them fitted so why not the Mighty Mini? It just so happens we can help you out. Unlike many other kits on the market, which are basically universal fitting, the Moss kit is custom designed for installation in MkIII and later doors. The kit includes two new window lift mechanisms complete with motors, two switch pods (which cover the hole where the window winder spindle popped through) and all necessary fittings, wiring and full instructions. One day's labour and you will enjoy the satisfying whir as your windows glide effortlessly up and down. These window kits will fit all 1969 onwards models.

01 Electric Window Kit

WPA9220X

POWER WINDOW MODULE

If you have fitted our electric windows kit and either our keyless entry or alarm system, this neat gadget will close the windows if left open when you arm the system. Cannot be activated remotely by standard Rover alarm systems.

02 Power Window Module

WPA9221X

CENTRAL LOCKING KIT

Along with electric windows, central door locking is a key feature of most 1990's cars, sadly lacking however, on Minis. Our kit has been specifically designed to fit neatly in the door frame without bulging the interior trim of the door skin. Supplied with all fittings hardware and wiring, this kit can be fitted with the electric window kit. Cannot be activated remotely by standard Rover alarm systems.

03 Central Locking Kit

WPA9221X

KEYLESS ENTRY KIT

Our keyless entry kit connects to our central door locking system to facilitate remote locking and unlocking of the doors (push eh!). A useful security feature is that the unit locks the doors when the ignition is switched on, thereby preventing undesirables getting in. Will only fit Minis from 1976 onwards and cannot be activated remotely by standard Rover alarm systems.

04 Keyless Entry Kit

WPA9224X


ALARM AND IMMOBILISER KIT

Alternatively you can install our alarm kit which has been designed to ease fitment and reduce the amount of cutting and splicing of your car's wiring loom. Will only fit Minis from 1976 onwards and cannot be activated remotely by standard Rover alarm systems. Specification: 127dB six tone siren, 2 key ring transmitters (programmable), triggered by shock and opening of doors, bonnet or bootlid dual zone shock sensor back-up battery starter motor immobiliser.

05 Alarm & Immobiliser Kit

WPA9222X


BURR WALNUT INTERIOR FITTINGS



Many classic coachbuilt Minis were particularly well loved for their opulent interiors. Although we are not able to offer such interior conversions, we can offer a range of high quality Walnut accessories to enhance the interior of your pride and joy. The door capping set contains 4 carefully matched pieces of wood and the screws for fixing the door panels. These will fit all models.

06 Door Capping Set

WPA9017X



10

11



12



13



14

BURR WALNUT INTERIOR HANDLES

To complete the luxury look we also have window regulator and door opening handles, suitable for cars from 1969 on, and for 1983 onward cars, interior door pulls. The gear lever knob features the Cooper MkIV badge. Note: Burr Walnut is quite dark, and being sourced from a naturally growing product, colours can vary. They are carefully matched, but some colour variance is possible.

Window Regulator Handles 1969 On

WPA9042X

07 Door Release Handles 1969 On

WPA9040X

Door Pulls 1983 On

WPA9041X

08 Gear Lever Knob

WPA9047X



INTERIOR AND EXTERIOR HANDLES

Enhance the appearance of your Mini with chrome plated interior and exterior handles. The exterior set comprises two push button handles and a boot handle with matched keys and locks (how novel), to the original pattern. The second kit gives the choice of having the MkI boot handle to complement the Retro look. The interior set features alternative styles of handle and includes chrome plated fixing screws, where necessary.

09 Chrome Interior Handle Set Up To 1982

WPA9018X

Chrome Exterior Handle Set With MkI Boot Handle

CZH1784S

10 Chrome Exterior Handle Set With MkIII Boot Handle

WPA9019X

ALLOY INTERIOR DOOR HANDLE SET

These interior door handle sets are a stylish way to enhance your Minis interior. Supplied as a complete set with window winders, door release handles and door pulls.

11 Alloy Interior Door Handle Set

GAC4605

BURR WALNUT DASH FASCIA'S

In 1989 the Smith gauge binnacle was replaced by units manufactured by Nippon Sieki. We can offer fascias for both types of gauge binnacle.

Listed below are a range of dashboard assemblies for Nippon Sieki gauges, on which we can also offer an option of chrome rings around the gauge aperture for the 3 gauge binnacle assembly. For pre 1989 models, at present we can only offer the centre binnacle 3 gauge dashboard.

Note: Burr Walnut is quite dark, and being sourced from a naturally growing product, colours can vary. They are carefully matched, but some colour variance is possible.

SMITHS BINNACLE PRE 1989 MODELS:

Dash Fascia 3 Gauge Centre Binnacle

WPA9012X

12 Dash Fascia 3 Gauge Centre Binnacle 1 Piece

WPA9012XB

SMITHS BINNACLE WITH CHROME RINGS PRE 1989 MODELS:

Dash Fascia 2 Gauge Binnacle RHD

WPA9056X

Dash Fascia 2 Gauge Binnacle LHD

WPA9057X

13 Dash Fascia 3 Gauge Binnacle RHD

WPA9058X

Dash Fascia 3 Gauge Binnacle LHD

WPA9059X

NIPPON SIEKI BINNACLE POST 1989 MODELS:

Dash Fascia 2 Gauge Binnacle RHD

WPA9013X

Dash Fascia 2 Gauge Binnacle LHD

WPA9014X

Dash Fascia 3 Gauge Binnacle RHD

WPA9015X

Dash Fascia 3 Gauge Binnacle LHD

WPA9016X

NIPPON SIEKI BINNACLE WITH CHROME RINGS POST 1989 MODELS:

14 Dash Fascia 3 Gauge Binnacle RHD

WPA9036X

Dash Fascia 3 Gauge Binnacle LHD

WPA9037X

06 | Interior

dash switch illumination kit...

Make struggling to locate those dash switches in the dark a thing of the past with our dash illumination kit.

- 01 Illumination Kit To 1997 WPA9060X
- ▶ Illumination Kit 1997 On WPA9062X



CENTRE BINNACLE KIT

The centre binnacle is essential to any Retro conversion. Our kit contains everything you'll need to convert to the centre binnacle layout, including wiring harness and even the screws to mount the binnacle. Also included are the trim panels for the bulkhead, the parcel shelf and full instructions.

- 02 Centre Binnacle Kit GAC8453X

KIT GAC8453X INCLUDES:

(Also available separately).

3 Clock Centre Binnacle	24A2702
Binnacle Finisher Trim	14A9907
Trim To Binnacle Clip (14 Reqd)	14A9796
130mph Speedometer 10" Wheels Cooper S - Black	13H4442
Water Temperature Gauge - Black	13H4460
Oil Pressure Gauge - Black	13H4459

NEW GAUGE FACE KITS

These white or coloured replacement dials fit Nippon Seiko gauges fitted to 1989 models on. Unique printing techniques are employed to produce the largest range of replacement dials in the U.K.



Gauge Face Kit - Blue	MT9501B
Gauge Face Kit - Green	MT9501G
Gauge Face Kit - Magnolia	MT9501M
03 Gauge Face Kit - Red	MT9501R
Gauge Face Kit - Silver	MT9501S
Gauge Face Kit - White	MT9501W
Gauge Face Kit - Yellow	MT9501Y

AUXILIARY GAUGES

We are able to offer a range of new gauges in the classic Smiths style (chrome bezel with black faces & white lettering). Custom build your own dash assembly with these gauges or add them as auxiliary instruments to a wooden dash board. All gauges come with bulb holders and retaining brackets.



130mph Speedometer 10" Wheels Cooper S - Black	13H4442
04 130mph Speedometer 10" Wheels Cooper S - Magnolia	13H4442M
200kph Speedometer Cooper S - Black	13H4444
200kph Speedometer Cooper S - Magnolia	13H4444M
05 Water Temperature Gauge - Black	13H4460
Water Temperature Gauge - Magnolia	13H4460W
06 Oil Pressure Gauge - Black	13H4459
Oil Pressure Gauge - Magnolia	13H4459W
07 Dynamo Ammeter Half Face Gauge 52mm - Black	GAE120
Alternator Ammeter Half Face Gauge 52mm - Black	GAE121
Voltmeter Half Face Gauge 52mm - Black	GAE122
08 Capillary Oil Pressure Half Face Gauge 52mm - Magnolia	GAE123M
Capillary Oil Pressure Half Face Gauge 52mm - Black	GAE123X
Electric Water Temperature Half Face Gauge 52mm - Magnolia	GAE124M
09 Electric Water Temperature Half Face Gauge 52mm - Black	GAE124X
0-7000 Tacho Full Face Gauge 80mm - Black	GAE125X
10 Capillary Water Temp. + Oil Press. Dual Half Face Gauge 52mm - Black	GAE127X
Clock Full Face Gauge 52mm - Magnolia	GAE128M
11 Clock Full Face Gauge 52mm - Black	GAE128X
Clock Full Face Gauge 52mm - Black	GAE128Z
12 Oil Temperature Half Face Gauge 52mm - Magnolia	GAE129M
0-10000 Tachometer Full Face 80mm - Black	GAE130A
13 0-8000 tachometer Tachometer Full Face 80mm - Magnolia	GAE130M



NEW AUXILIARY PLINTHS

These auxiliary plinths are available with either a single or dual gauge fitting and come with a standard black crinkle finish.

Single Auxiliary Plinth 80mm Gauge	GAC8460X
14 Dual Auxiliary Plinth 80mm + 52mm Gauges	GAC8461X
Single Auxiliary Plinth 52mm Gauge	GAC8468X
Dual Auxiliary Plinth 52mm + 52mm Gauges	GAC8469X

NEW CENTRE CONSOLES

Not only can these centre consoles tidy up your interior but they also hide away that unsightly heater motor.

PRE 94 MODELS:

Burr Walnut With Air Vents	MT9510
Brushed Aluminium With Air Vents	MT9512
Vinyl With Air Vents - Black	MT9514
Vinyl With Air Vents - Red	MT9516
Vinyl With Air Vents - Silver	MT9518

15 Burr Walnut With Air Vent And Radio Hole	MT9520
Brushed Aluminium With Air Vent And Radio Hole	MT9522
Vinyl With Air Vent And Radio Hole - Black	MT9524
Vinyl With Air Vent And Radio Hole - Red	MT9526
Vinyl With Air Vent And Radio Hole - Silver	MT9528

POST 94 MODELS:

Burr Walnut With Air Vents	MT9511
16 Brushed Aluminium With Air Vents	MT9513
Vinyl With Air Vents - Black	MT9515
Vinyl With Air Vents - Red	MT9517
Vinyl With Air Vents - Silver	MT9519

NEW CENTRE CONSOLES CONTINUED

POST 94 MODELS CONTINUED:

Burr Walnut With Air Vent And Radio Hole	MT9521
Brushed Aluminium With Air Vent And Radio Hole	MT9523
Vinyl With Air Vent And Radio Hole - Black	MT9525
17 Vinyl With Air Vent And Radio Hole - Red	MT9527
Vinyl With Air Vent And Radio Hole - Silver	MT9529

NEW SPEAKER PODS

These speaker pods mount under the dash rail into existing holes. Giving you maximum speaker size with out encroaching on leg room.

Vinyl 4" Speakers - Black	MT9530
18 Vinyl 5.25" Speakers - Black	MT9531
Vinyl 6.5" Speakers - Black	MT9532

NEW SPEAKER BOARD

These speaker boards fit under the rear seats.

Vinyl 5.25" Speakers - Black	MT9533
Vinyl 6.5" Speakers - Black	MT9534
19 Vinyl 6" x 9" Speakers - Black	MT9535

NEW ARM REST

No fixing required this arm rest just slots between the front seats, it includes a storage area over the hand brake. Makes those longer journeys more comfortable.

20 Vinyl Arm Rest - Black	MT9536
----------------------------------	--------

08 | Interior



NEW DOOR TREAD PLATES

Brighten the entry and exit of your car with these distinctive tread plates.

01	Stainless Steel With 'Mini And Chequer' Text	MT9311
02	Stainless Steel With 'Mini Cooper And Chequer' Text	MT9312
03	Stainless Steel With 'John Cooper' Text	JCA9008X
	Plastic With Stainless Insert With 'Winged Mini' Motif	EBN100040
	Plastic With Stainless Insert With 'Mini' Text	EBN100040

NEW BOOT AREA TRIM

Tidy the boot area of your Mini with one of these carpeted wood false floors. They provide a flat boot floor which not only tidies the boot area but also protects the tyre and battery from damage. The bootlid board will not only look smart, but perhaps cover up any dents or damage to the inside. Our tool and jack bags are felt lined for safe storage and also stops the tools rattling.

04	Boot Floor Assembly (5.5 gallon) 1974-79	BFK9001X
	Boot Floor Assembly (7.5 gallon) 1980 On	BFK9002X
	Boot Floor Bracket Set (145 Section Tyres)	BFK9003X
	Boot Floor Bracket Set (165 Section Tyres)	BFK9004X
	Boot Lid Liner (Inc: Screws)	BLL1000X
	Boot Liner Liner	EBF100150
	Hardura Tool Bag - Black	GAC8418X
	Hardura Jack Bag - Black	GAC8419X

GENUINE ROVER SUNVISORS FOR LATER CARS

05	Sunvisor Without Mirror Drivers Side - Light Grey	YGX4173LNG
	Sunvisor With Mirror Passengers Side - Light Grey	YGX2394LNG
	Sunvisor Without Mirror Drivers Side - Black & White	YGX4173AP
	Sunvisor With Mirror Passengers Side - Black & White	YGX2394AP

HEADLINING AND SUNVISORS

We can supply a ready stitched vinyl replacement main section with all loops in place. This kit also contains a pair of pillar covers in matching material. This is a job requiring assistance of two or more people.

Headlining Kit MkI 1959-67 - Cream Crackle	HLK3000C
Headlining Kit MkII 1959-67 - Cream Crackle	HL3010C
Sunvisor 1966-69 (Each) - Cream Crackle	GAC8484X
Headlining Kit MkIII 1969 On - Light Grey	HLK3012P
Headlining Kit MkIII 1969 On - White	HLK3012W
Headlining Rail Number 1 MkIII On	EEB100060
Headlining Rail Number 2 And 3 MkIII On	EEB100070
Headlining Rail Number 4 MkIII On	EEB100080
Headlining Rail Number 5 MkIII On	EEB100090
Headlining Rail Number 6 MkIII On	EEB100100
06 Sunvisor Without Mirror Drivers Side - Black	GAC8465X
Sunvisor With Mirror Passengers Side - Black	GAC8466X

INTERIOR TRIM PANEL KITS

If your interior is looking a bit tired and shabby, or do you just fancy a change of colour? For cars built between 1959-69 (MkI-II) our full 19 piece trim panel kit comes in two different specifications. One kit is for cars fitted with the round binnacle speedo, the other for cars fitted with the 3 dial oval speedo binnacle. Please order your door straps as separate items.

1959-1969 MINI SALOONS:

Trim Kit Round Binnacle - Black	TKA9008X
07 Trim Kit Round Binnacle - Red	TKR9008X
Trim Kit Round Binnacle - Grey	TKF9008X
Trim Kit Oval Binnacle - Black	TK3000A



INTERIOR TRIM PANEL KITS CONTINUED

1959-1969 MINI SALOONS CONTINUED:

Trim Kit Oval Binnacle - Red	TKR9000X
Trim Kit Oval Binnacle - Grey	TKF9000X
Door Straps (Each) - Black	ALE1221
Door Straps (Each) - Red	DC3005M
Door Straps (Each) - Grey	DC3005P
Trim Panel To Door Clip (As Req'd)	GHF1222

For later cars fitted with wind up windows our 9 piece kit includes a pair of door panels, a pair of rear quarter panels, a pair of rear pocket liners, a pair of wheel arch covers and a rear parcel shelf.

1969 ON MINI SALOONS:

08 Trim Kit - Black	TKA9042X
Trim Kit - Red	TKR9042X
Trim Kit - Grey	TKF9042X
Trim Panel To Door Clip (As Req'd)	GHF1222
Plastic Door Pocket MkIII On	YGA452

DASH LINER KITS

During the 1970-80 period, the dash configuration changed, so consequently we are offering the different types of bulkhead interior trim panels separately as listed below. Supplied in black only.

09 Central Speedo Panel Kit (Speedo In Centre)	DPK9000X
Centre Binnacle Panel Kit (3 Gauges No Vents)	DPK9001X
Centre Binnacle Panel Kit (3 Gauges With Vents)	DPK9002X
Offset Binnacle Panel Kit (2 & 3 Gauge) RHD	DPK9003X
Offset Binnacle Panel Kit (2 & 3 Gauge) LHD	DPK9004X
Parcel Shelf Liner Kit All Models	DPK9010X

CARPET SETS

As any owner is aware, the interior of the Mini can get very noisy when driving at speed. There are two types of carpet set available, for pre rod change up to 1973 or for rod change 1973 onwards. The front sections of carpet feature 12mm thick sections of sound deadening laminated to the backing of the carpet to keep the sound levels as low as possible. Carpet sets include fittings.

QUALITY CARPET SETS:

Carpet Set To 1973 - Black	CSA9002X
Carpet Set To 1973 - Red	CSR9002X
Carpet Set To 1973 - Grey	CSF9002X
Carpet Set 1973 On - Black	CSA9000X
10 Carpet Set 1973 On - Red	CSR9000X
Carpet Set 1973 On - Grey	CSF9000X

BUDGET CARPET SETS:

Budget type with beaded edge, requires gear lever hole to be cut.

Carpet Set - Black	CSA9002Z
Carpet Set - Dark Grey	CSF9002DZ
Carpet Set - Grey	CSF9002Z
Carpet Set - Blue	CSN9001Z
Carpet Set - Red	CSR9002Z

Fitted To Floor Fastener (8 Req'd)	610624
Rivet For 610624 (8 Req'd)	GHF600
Carpet To Floor Clip (8 Req'd)	2H8445
Spiked Ring Through Carpet (8 Req'd)	14G8736



10 | Interior



SOUND INSULATION

Keeping the volume of noise in your Mini down to a minimum can be difficult, so any of the products listed below can help.

Under Bonnet And Bulkhead Kit MkI & MkII (Inc: Glue)	GAC8498X
01 Under Bonnet And Bulkhead Kit, MkIII (Inc: Glue)	GAC8417X
Under Carpet Sound Insulation Kit	GAC8429X

The following sound deadening panels are genuine Rover items.

Bulkhead In Engine Bay Insulation RHD	KPC2359
Bulkhead In Engine Bay Insulation LHD	ETD101590
Bulkhead Behind Dash Insulation Offset Binnacle RHD	ETD101640
Bulkhead Behind Dash Insulation Offset Binnacle LHD	ETD101570
Floor To Bulkhead Insulation RHD	ETD10138
Floor To Bulkhead Insulation LHD	ETD10095
Gearshift Gaiter Foam Pad	PAM2626

FOOTWELL COVER MATS

These genuine Rover footwell mats are the ideal way to prevent spoiling your car's carpets. The fabric sets are available in either black or dark grey. They have fully bound edges with a Rover logo embroidered into the heel area.

GENUINE ROVER FABRIC MAT SETS (Inc: RESTRAINT FITTINGS):

02 Footwell Mat Set RHD (Set Of 4) - Black	EAH102410PMA
Footwell Mat Set RHD (Set Of 4) - Grey	EAH102410LOY

FABRIC MAT SETS:

Footwell Mat Set RHD (Set Of 4) - Anthracite/Black	MFM112
Footwell Mat Set LHD (Set Of 4) - Anthracite/Black	MFM112L
03 Footwell Mat Set RHD (Set Of 4) - Black/Black	MFM113
Footwell Mat Set LHD (Set Of 4) - Black/Black	MFM113L

FOOTWELL COVER MATS CONTINUED

These high quality carpet cover mats are an excellent and attractive way to prevent your Mini's carpets from being spoilt. Available only in black, they carry a Cooper logo embroidered into the heel area in white.

Footwell Mat RHD (Set Of 4) To 1997	EAH10110PMA
-------------------------------------	-------------

RUBBER MATS (FRONT ONLY):

04 Front Footwell Mats RHD (Pair) - Black	EAH104380
--	-----------

SEAT COVER KITS

These seat covers have been styled to complement the range of trim panels we are able to supply. The kit contains a full set of vinyl seat covers and foams for both front seats, and rear squab and cushion vinyl covers. Rear seat foams are not included in the kit, as they usually remain in good condition, however we can supply these separately.

Non Reclining Seats - Black	SCA9001X
Recliner Seats No Headrests - Black	SCA9002X
Recliner Seats With Headrests - Black	SCA9003X
Non Reclining Seats - Red	SCR9001X
Recliner Seats No Headrests - Red	SCR9002X
05 Recliner Seats With Headrests - Red	SCR9003X
Non Reclining Seats - Grey	SCF9001X
Recliner Seats No Headrests - Grey	SCF9002X
Recliner Seats With Headrests - Grey	SCF9003X

Squab Diaphragm	CZH3551
Cushion Diaphragm	CZH1787
Rear Squab Seat Foam	SFK9001X
Rear Cushion Seat Foam	SFK9002X





GEAR LEVER GAITERS

To hide the standard rubber gear lever gaiter which may worn or damaged use one of the two types of vinyl gaiters available from us.

- 06** Pre Rod Type To 1973 - Black
 ▶ Rod Type 1973 On - Black

GAC8487X
 GAC8488X



NEW

SEAT BELTS AND HARNESSSES

Whether you just want a direct replacement for original seat belts or to fit full harnesses, we can help. All the belts and harnesses we supply are manufactured in the U.K. to exacting standards. The replacement belts and harness kits are sold individually. Harnesses do not contain shoulder pads; these must be purchased separately. Around 500 lives are saved and 7,000 serious injuries prevented in the UK every year by seat belts. But they must be worn and they must be in good condition. If not they need replacing.

manufactured in the U.K. to exacting standards...

Like tyres and brakes, seat belts are subject to everyday wear and tear - in fact around half a million cars fail the M.O.T. each year on seat belts. Even fluffing or fraying can weaken them to such an extent that they may well be useless - so, as it says in your car's owner manual, it's important to replace belts showing signs of wear.

FRONT SEAT BELTS (ONLY):

Static Seat Belt - Black
 Static Seat Belt - Red

- 07** Inertia Seat Belt - Black
08 Inertia Seat Belt - Red

SBS300/30
 SBS300/30RED
 SBS500/30
 SBS500/30RED

SEAT BELTS AND HARNESSSES CONTINUED

HARNESSSES:

4 Point Harness Kit* - Red TT7965
 (*Suitable for national and general purpose motorsport use only, and is not FIA approved. If you wish to use this harness for general road use you must also fit the crotch strap, TT7966).

Crotch Strap - Red

TT7966

3 Point Harness Kit** - Black
 3 Point Harness Kit** - Blue
 3 Point Harness Kit** - Red
 4 Point Harness Kit** - Black

SBH605BLACK
 SBH605BLUE
 SBH605RED
 SBH655BLACK

- 09** 4 Point Harness Kit** - Blue
10 4 Point Harness Kit** - Red

SBH655BLUE
 SBH655RED

(**Suitable for national and general purpose motorsport and are suitable for general road use).

4 Point Harness Kit*** FIA Approved - Black
 4 Point Harness Kit*** FIA Approved - Blue
 4 Point Harness Kit*** FIA Approved - Red

SBH692BLACK
 SBH692BLUE
 SBH692RED

(***Suitable for national and general purpose motorsport and are FIA approved for international use. They are not suitable for general road use).

HARNESS FITTINGS:

- 11** Shoulder Strap Pads (Pair) - Red
 ▶ Shoulder Strap Pads (Pair) - Black
 Eye Bolts (Pair)
 Reinforcing Plates (Pair)
 Bolts And Spacers (Car Set)

TT7970
 TT79702
 TT7967
 TT7968
 TT7969



12 | Interior



02

Weight: 5kg
Height: 78cm
Width: 51cm
Depth: 50cm



05

Weight: 14kg
Height: 67cm
Width: 53cm
Depth: 50cm



08

Weight: 4.5kg
Height: 80cm
Width: 51cm
Depth: 44cm



03

Weight: 14kg
Height: 67cm
Width: 53cm
Depth: 50cm



06

Weight: 14kg
Height: 67cm
Width: 53cm
Depth: 50cm



09

Weight: 4.5kg
Height: 80cm
Width: 51cm
Depth: 44cm



04

Weight: 14kg
Height: 67cm
Width: 53cm
Depth: 50cm



07

Weight: 4.5kg
Height: 80cm
Width: 51cm
Depth: 44cm



10

Weight: 4.5kg
Height: 80cm
Width: 51cm
Depth: 44cm

NEW

COBRA SPORTS SEATS



CLASSIC BUCKET SEAT (SFX).

Cobra, are one of the world's most renowned manufacturers of aftermarket and race application seats. The (low back) Classic Bucket Seat is ideal for the Mini, enabling easy access to the rear, while also giving extra side support.

Low Back - Black Nylon

SEAT01

► Low Back With Headrest - Nylon Black

SEAT01HR

01 Low Back - Black Vinyl

SEAT01V



CLUBMAN BUCKET SEAT (SFY).

The Clubman is a competition seat, weighing only 5kgs, with access for full race harnesses. Both seats are available in black vinyl or nylon. For these seats you will require a special subframe designed for the Mini. There is a choice of two types of subframe available, depending on your requirements.

02 High Back Bucket* - Nylon Black

SEAT03

High Back Bucket* - Vinyl Black

SEAT03V

(*With 4 point harness holes).



LE MANS RECLINER SEAT.

A classic in sports seat design. A decade of refinements show in the latest Le Mans, with subtle changes improving comfort and posture, orthopedic style backrest and a wider choice of fabrics, this hugely popular seat satisfies the most demanding driver whilst allowing everyday practicality.

03 High Back With Headrest - Blackrock

SEAT04

04 High Back With Headrest - Redrock

SEAT04RED

05 High Back With Headrest - Bluerock

SEAT04BLU

06 High Back With Headrest - Greyrock

SEAT04GREY

High Back With Headrest - Black Vinyl

SEAT04V

High Back With Headrest - Grey Vinyl

SEAT04GV

High Back With Headrest - Black Leather

SEAT04L

High Back With Headrest - Grey Leather

SEAT04GL



IMOLA KEVLAR BUCKET SEAT.

Cobra's composite technology is unsurpassed in providing a seat with unparalleled strength at an unbelievably light weight. The Imola has a five or six point harness facility, Suede Tec grip system, high quality rock fabric and the choice of Diolen or Kevlar shell in two widths, each with a metallic graphite finish as standard.

This hugely successful seat has attained new levels of specification. All this with Cobra's legendary quality and strength - there are no alternatives!

07 High Back Competition Seat** - Blackrock Sides/Blackrock Centre

SEAT05

08 High Back Competition Seat** - Blackrock Sides/Redrock Centre

SEAT05RED

09 High Back Competition Seat** - Blackrock Sides/Bluerock Centre

SEAT05BLU

10 High Back Competition Seat** - Blackrock Sides/Greyrock Centre

SEAT05GREY

(**With 5 point harness holes. Requires side mount seatframes).



Weight: 4kg Height: 56cm
Width: 51cm Depth: 50cm

COBRA MATERIAL COLOURS

BLACK LEATHER	GREY LEATHER	BLACK VINYL	GREY VINYL
BLACKROCK	GREYROCK	BLUEROCK	REDROCK


COBRA SEAT FRAMES

Steel Side Mounted Seat Frame For Competition Seats

SEAT07

Alloy Side Mounted Seat Frame For Competition Seats

SEAT07A



a decade of refinements...

Subframe Without Floor Catch (No Floor Lock) Up To 1976

SEAT09

▲ Subframe With Floor Catch Left Hand (Floor Lock) 1976 On

SEAT10LEFT

11 Subframe With Floor Catch Right Hand (Floor Lock) 1976 On

SEAT10RIGHT

Seat Runner Extensions (Pair)

GAC8427X



01



04



08



11



05



12

go on, feel
the change...

renowned for
their quality...



02



06



09



13



03



07



10



14



NEW MOMO GEAR LEVER KNOBS

01 Competition Gear Knob

02 Aluminium Sport Gear Knob

03 Race Air Leather Gear Knob

04 Race Gear Knob

05 Race Air Leather Alloy Gear Knob

06 Sphere Legno Gear Knob

07 Sphere Leather Gear Knob

MOMO1053

MOMO1054

MOMO1057

MOMO1055

MOMO1060

MOMO1066

MOMO1064

08 Sphere Aluminium Gear Knob

09 Sphere Chrome Gear Knob

10 Anatomic Wood Gear Knob

11 Anatomic Hide Gear Knob

12 Carbon Shadow Gear Knob

13 Leather Action Adjustable Gear Knob

14 Wood Action Adjustable Gear Knob

MOMO1065

MOMO1067

MOMO1051

MOMO1050

MOMO1052

MOMO1063

MOMO1061



15




18



22



23



19



25



24



16



20



17



21



suppliers to the
racing world...

suit all tastes
& interiors...

NEW MOMO STEERING WHEELS

Momo have long supplied the racing world with high quality steering wheels and gear knobs, we have a range of their most popular for the Mini.

15 Champion Steering Wheel 350mm

MOMO1043

16 Competition Steering Wheel 350mm

MOMO1048

17 Daytona Carbon Steering Wheel 365mm

MOMO1047

18 Millennium Steering Wheel 350mm

MOMO1070

19 Fashion Steering Wheel 350mm

20 Corse Steering Wheel 350mm

21 Racing Line Steering Wheel 350mm

22 Olympic 2000 Steering Wheel 365mm

23 Fighter Steering Wheel 350mm

24 Race Steering Wheel 350mm

25 Adaptor Boss (Required To Fit Wheel) 1969-71

Adaptor Boss (Required To Fit Wheel) 1976-91

Adaptor Boss (Required To Fit Wheel) 1991-96

MOMO1073

MOMO1044

MOMO1049

MOMO1071

MOMO1072


MOMO1045

GAC8491X


GAC8492X

GAC8493X


16 | Interior



a touch of sporty class...



add some sizzle...



MOTO-LITA STEERING WHEELS

Moto-Lita steering wheels are among the finest available in the world. Available in three sizes with the choices of leather, wood rimmed and dished, flat, polished or black spokes (leather option only).

LEATHER TRIMMED STEERING WHEELS:

Flat Polished Spokes 12"	MLW1111-12
Flat Polished Spokes 13"	MLW1111-13
Flat Polished Spokes 14"	MLW1111-14
Dished Polished Spokes 12"	MLW1113-12
01 Dished Polished Spokes 13"	MLW1113-13
Dished Polished Spokes 14"	MLW1113-14
Flat Black Spokes 13"	MLW1112-13
02 Flat Black Spokes 14"	MLW1112-14
Dished Black Spokes 13"	MLW1114-13
Dished Black Spokes 14"	MLW1114-14

WOOD RIMMED STEERING WHEELS:

Flat Polished Spokes 13"	MLW1115-13
Flat Polished Spokes 14"	MLW1115-14
03 Dished Polished Spokes 13"	MLW1116-13
Dished Polished Spokes 14"	MLW1116-14

ADAPTOR BOSSES:

Moto-Lita Horn Push (Single Stalk) 1958-66	MLW1117B1M
Moto-Lita Non Horn Push (Single Stalk) 1966-69	MLW1117B1HM
Moto-Lita MLW111725M (Single Stalk) 1969 On	MLW111745M
Moto-Lita MLW111725M (Twin Stalk) 1969 On*	MLW111745M

(*Note: on later cars from 1989 onwards there is only one indicator cancelling pin, match the boss to the existing wheel and remove the unwanted pin).

MOUNTNEY STEERING WHEELS

Mountney steering wheels are available with either a wood or leather rim, and dished or flat, which have polished or black spokes.

LEATHER TRIMMED STEERING WHEELS:

Flat Black Spokes 12"	MSW009
04 Flat Polished Spokes 13"	MSW008
Flat Black Spokes 13"	MSW008B

WOOD RIMMED STEERING WHEEL:

05 Flat Polished Spokes 13"	GAC9111X
------------------------------------	----------

ADAPTOR BOSSES:

Mountney (Single Stalk) All Models	GAC9123X
Mountney (Twin Stalk) All Models	GAC9121X

JOHN COOPER SIGNATURE STEERING WHEEL KIT

The classic John Cooper wheel will add a touch of sporty style to any Mini. The wheel has John Cooper's signature on the left hand spoke and a Cooper logo in the centre of the boss.

Steering Wheel And Boss Kit 1959-66	JCA9001MK1
Steering Wheel And Boss Kit 1966-69	JCA9001MK2
Steering Wheel And Boss Kit 1969-76	JCA9001MK3
06 Steering Wheel And Boss Kit 1977-96	JCA9001X

NEW GEAR LEVER KNOBS

A range of aluminium gear lever knobs to add some sizzle to your Mini's interior. You can choose to mix and match the colours as we stock the lower fitting separate from the knob itself.

Apollo Alloy Gear Knob* - Red	GAC8472X
07 Apollo Alloy Gear Knob* - Blue	GAC8473X
Apollo Alloy Gear Knob* - Polished	GAC8474X
(*Requires fitting kit).	
Apollo Alloy Gear Knob Fitting Kit - Red	GAC8481X
Apollo Alloy Gear Knob Fitting Kit - Blue	GAC8482X
Apollo Alloy Gear Knob Fitting Kit - Polished	GAC8480X
08 Racer Alloy Gear Knob Kit - Red	GAC8476X
Racer Alloy Gear Knob Kit - Blue	GAC8477X
Racer Alloy Gear Knob Kit - Polished	GAC8478X
09 F1 Carbon Gear Knob* - Black	
(*Requires fitting kit).	GAC8475X
F1 Carbon Gear Knob Fitting Kit - Black	GAC8483X
10 Illuminated Gear Knob - Silver With Red L.E.D.	MXV9004
Illuminated Gear Knob - Chrome With Red L.E.D.	MXV9005
Illuminated Gear Knob - Carbon With Red L.E.D.	MXV9006
11 Leather Cooper Gear Knob	GAC4052C
12 Leather Mini Gear Knob	GAC4052X
13 Wood Cooper Gear Knob	GAC4053C
14 Wood Gear Knob	GAC4053X
15 Wood Cooper Laurel Gear Knob	GAC4054C
16 Wood Mini Wings Gear Knob	GAC4054X
17 Leather Cooper Laurel Gear Knob	GAC4055C
18 Leather Mini Wings Gear Knob	GAC4055X
19 Gear Knob - Silver	105-446
▼ Gear Knob - Blue	105-447
Gear Knob - Red	105-448
Gear Knob - Titanium	105-449
20 Mini Logo Gear Knob - Silver	105-460



18 | Interior



pedal covers...

Give the interior of the Mini a racing car look. This universal diecast aluminium pedal set is easy to fit and looks great. They also assist you to 'heel and toe' brake.

02 Pedal Cover Set MT5110

NEW MISCELLANEOUS ACCESSORIES

The following accessories are mixture of parts for your Mini, and yourself.

HAND BRAKE HANDLES:

- | | |
|---|---------|
| 01 Hand Brake Handle - Silver | 105-442 |
| Hand Brake Handle - Blue | 105-443 |
| Hand Brake Handle - Red | 105-444 |
| Hand Brake Handle - Titanium | 105-445 |
| 03 Mini Logo Hand Brake Handle | 105-465 |
| 04 Hand Brake Grip | FAM8356 |
| 05 Chrome And Leather Hand Brake Handle | 100-960 |

CHROME AIR VENT COVER SET:

The chrome air vent set includes: vent surrounds and adjuster knob covers.

- | | |
|------------------------------|--------|
| 06 Chrome Air Vent Cover Set | MT9301 |
|------------------------------|--------|

STEERING COLUMN DROP BRACKET:

- | | |
|--|----------|
| 07 Steering Column Drop Bracket To 1996 (Non Airbag) | GAC8426X |
|--|----------|

SEAT RUNNER EXTENSION:

- | | |
|---------------------------------|----------|
| 08 Seat Runner Extension (Pair) | GAC8427X |
|---------------------------------|----------|

THROTTLE PEDAL EXTENSION:

- | | |
|-------------------------------------|----------|
| 09 Throttle Pedal Extension To 1976 | GAC8428X |
| Throttle Pedal Extension 76 On | GAC8499X |

BATTERY CUT-OFF SWITCHES:

- | | |
|--|---------|
| 10 Battery Cut-Off Switch | BCS201 |
| 11 Battery Cut-Off Switch FIA Approved | TT7962 |
| Spare Key For Switches BCS201 And TT7962 | TT79641 |

TAX DISC HOLDERS:

- | | |
|--|----------|
| Alloy Tax Disc Holder - Blue | GAC4152X |
| 12 Alloy Tax Disc Holder - Red | GAC4151X |
| Alloy Tax Disc Holder - Silver | GAC4150X |
| 13 Alloy Tax Disc Holder With Mini Logo - Silver | 105-461 |
| 14 Plastic John Cooper Laurel Tax Disc Holder | JCA9013X |

CARBON FIBRE SHEET:

This self adhesive carbon fibre sheet is ideal for dressing up the Mini interior.

- | | |
|-------------------------------------|---------|
| 15 Carbon Fibre Sheet 240mm x 380mm | 105-467 |
|-------------------------------------|---------|



NEW

MISCELLANEOUS ACCESSORIES CONT.

AIR FRESHENERS:

16 Air Freshener - Silver	105-433
Air Freshener - Blue	105-434
Air Freshener - Magenta	105-435
Air Freshener - Green	105-436
Air Freshener - Carbon Effect	105-437
Air Freshener - Red	105-438
Lemon Zest Refill	105-439
Vanilla Refill	105-440

FIRE EXTINGUISHERS:

Keep one of these compact fire extinguishers in the garage or even in the cockpit, it may just save your life or at least the distress of watching your pride and joy going up in flames. Each unit has an easy to read pressure gauge and mounting bracket. Suitable for Class A: Combustible fire. Class B: Fuel fire. Class C: Gaseous and Electrical Fires.

17 Carbon Fibre Effect Fire Extinguisher 600g	MXV9001
18 Chrome Fire Extinguisher 1kg	MXV9002



PRO START PUSH BUTTON:

Add race car feel to your Mini with the Pro Start push button starter switch. Easy to fit with no cutting of wires.

19 Pro Start Push Button	GAC0060
Pro Start Push Button With L.E.D.	GAC0061

DOOR LOCK COVERS:

20 Door Lock Covers (Pair)	JCA9005X
-----------------------------------	----------

SMART SCREEN WIPER CONTROL KITS:

Our Smart Screen wiper kit allows you to have intermittent wiper delay of between 3 and 30 seconds. The system is programmed by using your existing wiper switch so no extra switches or visible changes to your interior. The Smart Screen wash/wipe kit allows you to have automatic wiper operation when using your electric screen wash. All kits are easy to fit and include full instructions.

21 Wiper Control Kit	GAC9221X
Wash/Wipe Kit	GAC9225X



NUDGE BAR SETS

The definitive Mini accessory, these nudge bars will not only give your Mini a classy look, but offer some protection from minor scrapes.

Stainless Steel Front And Rear Nudge Bars	WPA9003X
01 Stainless Steel Front Nudge Bar	WPA8002X
02 Stainless Steel Rear Nudge Bar	WPA8003X
Black Front And Rear Nudge Bars	WPA9004X
Black Front Nudge Bar	WPA8004X
Black Rear Nudge Bar	WPA8005X

BUMPER AND OVER-RIDER KITS

If you want to give your car the 'Retro' look, these over-riders are a must. We can supply a kit containing 4 over-riders including fittings. This kit fits neatly to your existing bumper and requires no drilling. If you prefer the corner bars as well, then you'll be wanting the complete kit, which contains a pair of pre-drilled bumpers, corner bars, over-riders and all necessary fittings. For cars made from 1980 onwards, rear fog lamps were fitted as standard so you'll need a relocation bracket (RHD only).

03 Over-Rider And Corner Bar Bumper Kit Mk1	WPA9006X
---	----------

KIT WPA9006X INCLUDES: (Also available separately).	
Over-Rider Right Hand Front And Left Hand Rear Mk1 (With holes for corner bars).	14A9923
Over-Rider Left hand Front And Right Hand Rear Mk1 (With holes for corner bars).	14A9924
Right Hand Front Corner Bar	14A9877
Left Hand Front Corner Bar	14A9878
Right Hand Rear Corner Bar	14A9919
Left Hand Rear Corner Bar	14A9920

BUMPER AND OVER-RIDER KITS CONTINUED

Over-Rider Fitting Bracket	14A7598
Over-Rider Fitting Bolt	SH605101
Seating Rubber (Sold By The Metre)	37H9871M
Bumper To Corner Bar Distance Piece	14A9879
Bumper To Corner Bar Bolt	GHF102
Over-Rider To Corner Bar Bolt	GHF117

04 Over-Rider Kit MkII	WPA9005X
------------------------	----------

KIT WPA9005X INCLUDES: (Also available separately).	
Plain Over-Riders Mk 2 (No holes for corner bars).	14A8738
Over-Rider Fitting Bracket	14A7598
Over-Rider Fitting Bolt	SH605101
Seating Rubber (Sold By The Metre)	37H9871M

Fog Lamp Relocation Bracket RHD	GAC9400X
---------------------------------	----------

CHROME WIPER WHEELBOX BEZEL KIT

This is a very simple kit to fit but it goes a long way to improving the appearance of the front end, especially if you've just resprayed your Mini. Just right for a Sunday afternoon job.

05 Chrome Wiper Wheelbox Bezel Kit	WPA9028X
------------------------------------	----------

WIPER HOLE PLUGS

Stainless steel rubber backed plug, an ideal way to spruce up the scuttle panel.

06 Wiper Hole Plugs	WPA9032X
---------------------	----------



CHROME WIPER ARMS

This kit is a direct replacement for the rather boring black wiper arms that are supplied on recent Minis. Available for either LHD or RHD cars.

07 Wiper Arm Kit RHD	WPA9022X
Wiper Arm Kit LHD	WPA9023X

CHROME WASHER JET KIT

The original washer jets are not all that helpful at cleaning the screen, so upgrading to these quality twin nozzle chrome jets will improve things immeasurably.

08 Chrome Washer Jet Kit	WPA9021X
---------------------------------	----------

ROOF GUTTER MOULDING

This strip of chrome finish moulding is ideal for smartening the roof gutter of your Mini. Supplied in a single length it simply clips onto the metal gutter edge for easy installation.

09 Roof Gutter Moulding	GAC8494X
--------------------------------	----------

BODY SEAM MOULDINGS

These seam mouldings not only brighten up the exterior of your car but being stainless steel they are rust free and cheaper than the genuine original replacement items. Please use BMP128MS stainless steel clips.

Front Seam Mouldings (Pair)	8B12400
Rear Seam Mouldings (Pair)	8B12401
Seam Mouldings Clip	BMP128MS

UPPER DOOR MOULDINGS

Another styling accessory for those craving the retro look, these stainless steel mouldings are based on those fitted to the MkI and MkII Mini Coopers. Now available for cars with wind-up windows (ie 1969 to current). Highly polished stainless steel seam mouldings to replace the standard painted items. Suitable for all cars from 1959 to current date. If you think there is never too much bright work, then these are for you.

Top Door Trim Left Hand MkIII	MS67
Top Door Trim Right Hand MkIII	MS68
Top Door Mouldings Clip	13H743

DOOR HANDLE ESCUTCHEONS

An ideal way to protect your paintwork and smarten the appearance of the Mini.

10 Plain Door Handle Escutcheons (Pair)	WPA9011X
--	----------

NEW ROOF AERIALS

Short in stature, but big on reception.

11 Bee Sting Aerial (Anti Theft Design) - Red	105-455
Bee Sting Aerial (Anti Theft Design) - Black	105-456
Bee Sting Aerial (Anti Theft Design) - Silver	105-457
Bee Sting Aerial (Anti Theft Design) - Blue	105-458
12 Aluminium Billet Aerial - Turbo	100-580
13 Aluminium Billet Aerial - Black	100-581
14 Aluminium Billet Aerial - Stubby	100-582
15 Shorty Rubber Aerial - Black	100-245
16 Extendable Metal Roof Aerial	EEP11



01




04



03

for that
Cooper S
look...



05



07



06



08

LOCKING PETROL CAPS

A popular accessory is either the Aston or Monza style petrol filler caps. Made in Britain to the highest specification, these quality locking petrol caps are a direct replacement for the original cap. For injection Minis, you will require a non-vented filler cap.

MONZA STYLE:

Polished Alloy - Vented

01 Chrome - Vented

GAC4121X

GAC4122X

ASTON STYLE:

Polished Alloy - Vented

02 Chrome - Vented

03 Polished Alloy - Non Vented

GAC4123X

GAC4124X

GAC4126X



DUMMY FILLER NECK

Can't quite stretch to the price of the right hand petrol tank but would like people to think you can? Then we have just the thing for you. A filler neck which just screws onto the panel. The kit includes a template for correct positioning on the bodywork.

04 Dummy Filler Neck

GAC8436X

NEW

RIGHT HAND FUEL TANK AND FITTING KIT

The Cooper S right hand 5.5 gallon tank, will fit any mini, but fuel injected cars will require fuel return pipe modification to the tank (customers own fuel return modification).

Right Hand 5.5 gallon Fuel Tank Cooper S
05 Alloy Right Hand 5.5 gallon Fuel Tank Cooper S
Right Hand Fuel Tank Fitting Kit

21A2183

21A2185

MT3121

EXTERIOR MIRRORS

We can offer two basic styles for the Mini, the classic rectangular design with either flat or convex glass or a period racing style mirror.

Plastic Door Mirror Right Hand	JPC9848
Plastic Door Mirror Left Hand	JPC9849
Plastic Door Mirror Convex Glass Left Hand	JPC9837
Door Mirror Right Hand 1994-97 - Diamond White	CRB10184NAL
Door Mirror Left Hand 1994-97 - Diamond White	CRB10185NAL
Door Mirror Right Hand 1997 On - Old English White	CRB10184NNX
Door Mirror Left Hand 1997 On - Old English White	CRB10185NNX
06 Chrome Door Mirror Convex Glass Right Hand	GAM215A
Chrome Door Mirror Convex Glass Left Hand	GAM216A
Chrome Door Mirror Flat Glass Right Hand	GAM217X
Chrome Door Mirror Flat Glass Left Hand	GAM218X
07 Chrome Racing Door Mirror Flat Glass	GAM105
Chrome Racing Door Mirror Convex Glass	GAM105C

NEW

NUMBER PLATE SURROUNDS

Manufactured from durable injection moulded ABS plastic, these surrounds are fitted in minutes to the front or rear of the vehicle.

08 Chrome Number Plate Surround	GAC0070
Carbon Fibre Effect Number Plate Surround	GAC0071
Drilled Aluminium Effect Number Plate Surround	GAC0072
Number Plate Surround - Blue	GAC0073
Number Plate Surround - Red	GAC0074

NEW

MKIII NUMBER PLATE LAMP HOUSING

Chrome Metal Number Plate Lamp Housing MkIII	GAC4614
--	---------



09



11



10



12



13



14



15

keep it covered...

NEW

PERIOD STYLE PRESSED NUMBER PLATES

These number plates are a true replica of those used on early cars. Supplied in pairs, to special order only, you can have up to seven Letters/ Numbers of your choice. Please contact your local Moss branch for details. Note: This style number plate is legal only for vehicles registered before and up till July 31st 1973.

09 Pressed Number Plate

NP1

MK1 NUMBER PLATE KIT

Put one of these on your Mini and fool people into thinking that it's a Mk1. Our hinged plate kit includes all fittings (except light unit). Choose from either a black or chrome finish lamp unit.

10 Number Plate Kit

GAC8438X

Chrome Number Plate Lamp Unit

127916

Number Plate Lamp Unit - Black

83H335

ENGINE SUMP GUARD

A sump guard is the ideal way to protect against sleeping policemen. The Rover Cooper sump guard is finished in black, with a Cooper logo on the front which is a stylish way to protect your sump.

protect against sleeping policemen...

When the time comes to change the oil in the engine, the Cooper sump guard must be fully removed to gain access to the sump plug, whereas the slatted guard allows access without removal.

11 Sump Guard Cooper

KRH10003

CHROME EXHAUST TAIL PIPE TRIMS

For that finishing touch, that makes a real difference.

Chrome Tail Pipe Trim 998-1098cc

GEX1954

Chrome Tail Pipe Trim MPI

GEX12098

NEW

DUAL AIR HORN KIT

Let people know your coming... (May not be legal for road use).

12 Dual Air Horn Kit

GAC9978X

CAR DUST COVER

Having spent much more time, energy and money than you expected to produce the sports saloon of your wildest dreams, you'll need to keep your Mini snugly stored, under one of these fine cotton dust covers.

13 Cotton Dust Cover

GAC8431X

BONNET RELEASE KIT

As fitted to the very latest range of Minis, we have the cable operated bonnet release kit.

14 Cable Bonnet Release Kit

GAC8425X


BONNET LOCK

Secure the engine bay of your Mini with a bonnet lock assembly. This quality lock will set off the grille area of your Mini.

15 Wilmot Breeden Bonnet Lock

GAC8439X

24 | Exterior



QUICK RELEASE BONNET HINGES

Designed for the MkIII Mini the hinges enable you to easily remove the bonnet for engine work, while not increasing the risk of the bonnet going into orbit.

01 Quick Release Bonnet Hinges

MSSK019

LEATHER BONNET STRAPS

If your bonnet catch is inclined to give up when you're travelling along, then the answer to your prayers is the leather bonnet strap. Available either in black in pairs or the single works style in tan leather, they also add to the Retro look.

02 Leather Bonnet Straps - Black (Pair)

GAC8422X

03 Works Style Bonnet Strap - Tan (Each)

GAC8423X

BONNET PINS

Perfect for creating the competition look, these bonnet securing pins and catches are just the ticket. Available in stainless steel and coloured anodised aluminium. They are designed for universal fitment and some bodywork modifications are required to facilitate their use.

Stainless Steel Pin Set
Anodised Pin Set - Gold
Anodised Pin Set - Blue
04 Anodised Pin Set - Red



MRAC801S
MRAC802
MRAC802B
MRAC802M

GRILLE BUTTONS

Grille buttons allow easy access to the engine by replacing the dozen or so self tapping screws which are used to hold the grille in place.

05 Grille Buttons (Pair)

GAC8421X

period...

stealth...

GRILLES AND FITTINGS

The Mkl grille is one of the most striking features of the Mini. The style of the slats with the moustache surround really shows off the shape of the front end. It was designed to flatter the front and that style was lost with the introduction of the MkII grille assembly. Now you can re-create that look with great ease.

GRILLES MKI:


Austin Grille Mkl	14A7299
06 Austin Cooper Grille Mkl	24A198
Morris Cooper Grille Mkl	24A2158
Morris Cooper Grille Mkl With Full Slats (Internal Bonnet Release)	24A2159

Moustache Grille Surround	14A7781
Grille Surround Fitting Kit	14A7781FK
Moustache End Piece Right Hand	14A7782
Moustache End Piece Left Hand	14A7783
Left And Right End Mouldings Clip	ADA3583

GRILLES MKII ON:

Chrome Grille To 1977 & Mini 30	ALA6654
Chrome Grille (Aftermarket) To 1977 & Mini 30	ALA6654Z
Black Grille 1976-82	DHB10150PME
Black Grille (Aftermarket) 1976-82	CZH4015Z
07 Black Grille 1981-83	DHB10087PMD
Black Grille With Shield 1981-84	PAM1878
Nimbus Grille 1984 On & Mini 25	JRC7058LMY
Cooper Grille Cooper 1300 + SE	ALA6668
Cooper Grille Cooper MkII	ALA6668Z
Cooper Grille Cooper MkII (Internal Bonnet Release)	ALA6669
Cooper Stainless Steel Grille (External Bonnet Release) Cooper MkII	8B12504
Cooper Stainless Steel Grille (Internal Bonnet Release) Cooper MkII	8B12505

retro...



08


integrated...



09




10



12



11



13

GRILLES AND FITTINGS CONTINUED

GRILLES MKII ON CONTINUED:

Austin Wavy Style S/S Grille (External Bonnet Release) MkII	8B12507
08 Austin Wavy Style S/S Grille (Internal Bonnet Release) MkII	8B12508

GRILLES WITH INTEGRATED SPOTLAMPS KIT MKII:

As an alternative to spot lamps bolted in front of the grille, we can offer a Cooper MkII style of grille with spot lamps recessed into the grille itself.

Grille With Integrated Spotlamps Kit (Inc: 8B12502 Grille) To 1992	GAC8434X
09 Grille With Spotlamps Integrated Kit (Inc: 8B12503 Grille) 1992 On	GAC8420X
Cooper Stainless Steel Grille Cooper MkII	8B12502
(With 6" holes for spot lamp fitment, external bonnet release access).	
Cooper Stainless Steel Grille Cooper MkII	8B12503
(With 6" holes for spot lamp fitment, internal bonnet release access).	

GRILLE KIT MKIII/IV:

This kit is based on the MkIII and MkIV grille (ALA6654Z) it also contains the grille finisher set (HMP841009).

Grille Kit MkIII/MkIV	HMP841003
-----------------------	-----------

COOPER GRILLE KIT:

This kit comprises of a Cooper grille (ALA6669) and the grille finisher set (HMP841009).

Cooper Grille Kit	HMP841002
-------------------	-----------

GRILLE FINISHER KIT:

Supplied as a set of 3 mouldings, 1 bonnet and 2 side finishers.

10 Grille Finisher Kit	HMP841009
------------------------	-----------

LIGHTWEIGHT HEADLAMP RIMS

For Mini owners who think their car is getting a little bit tubby we have the last word in weight reduction programmes: aluminium headlamp rims. Available anodised in either silver or gold, to replace the standard steel on brass rim, not suitable for Clubman models.

11 Silver Alloy Headlamp Rim (Each)	500929ALLOY
Gold Alloy Headlamp Rim (Each)	500929GOLD

HEADLAMP RIMS AND PEAKS

As fitted to the original Radford de Ville and other luxury Minis of the 1960's, these high quality headlamp rims have a different profile to standard giving the impression of being wider.

Headlamp Rim (Pair)	WPA9038X
12 Headlamp Peaks (Pair)	GAC7999X

CHROME STONE GUARDS

Add some protection to your headlamps with these period styled chrome headlamp guards. A good excuse to fit more chrome.

13 Chrome Stone Guards (Pair)	WPA9024X
-------------------------------	----------



UNION JACK HEADLAMP COVERS

The ideal show accessory, these covers fit over the headlamp assembly. Not legal for UK roads

14 Union Jack Headlamp Covers (Pair)	
--------------------------------------	--

26 | Exterior



LIGHTING ACCESSORIES

The standard sealed beam light units are not up to much when cruising above 60mph. If this thought brings you out in a cold sweat then the fitting of modern Halogen headlamps or extra spot lights might shed more light on the problem. Listed below is the range of lighting accessories we currently have on offer.

H4 HEADLAMP CONVERSION KITS:

01 Lucas Headlamp (H4) Conversion Kit RHD	GAC4023
Wipac Headlamp (H4) Conversion Kit RHD	GAC4023Z
Wipac Headlamp (H4) Conversion Kit LHD	WPS4699

see your way in the dark...

CRYSTAL HALOGEN HEADLAMP KITS:

02 Crystal Halogen With Angel Eye Ring Side Light Headlamp Kit (Bulb type. Not road legal. No dip pattern).	GAC4600
Crystal Halogen Headlamp Kit (Bulb type. Not road legal. No dip pattern).	GAC4615

ROVER SPOT LAMP KIT:

03 Rover Spot Lamp Kit	XBQ10029
Replacement Lamp Spot Lamp Kit (XBQ10029)	XBN10008

ROVER LAMP COVERS:

04 Rover Lamp Covers With Cooper Logo (Pair)	XBV100300
Rover Lamp Covers With Rover Logo (Pair)	XBV100310

PERIOD STYLE LAMPS:

05 Period Style Driving Lamp Clear Lens (Each)	MM162-700
06 Period Style Front Fog Lamp Fluted Lens (Each)	MM162-800
07 Period Style Boot Lamp Fluted Lens (Off Road Only)	BHA4399

LIGHTING ACCESSORIES CONTINUED

HIGH LEVEL STOP LAMP:

08 High Level Stop Lamp	XFN100160
--------------------------------	-----------

SPOT, FOG AND REVERSE LAMPS:

09 Chrome Angel Eye Spot Lamps (Pair)	GAC4601
Chrome Angel Eye Fog Lamps (Pair)	GAC4602
10 Chrome Standard Pattern Spot Lamps (Pair)	GAC4610
Chrome Standard Pattern Fog Lamps (Pair)	GAC4611
Stainless Steel Fog Lamp	GAC4608
Chrome Reverse Lamp	GAC4609

LAMP BRACKETS:

Spot Lamp Bracket	XBU10044
Stainless Steel Spot Lamp Bracket (Pair)	GAC4612
11 Stainless Steel Original Works Style Lamp Bar Kit	GAC4616
▶ Stainless Steel Bracket	GAC4612
Fog Lamp Relocation Bracket (Fitting Bumper Over-rider Kit).	GAC9400X

CIBIE LIGHT UNITS

Cibie are one of the most respected names in vehicle lighting having been fitted to many works rally cars. Below we list a range of high efficiency round and oblong spot and foglamps to satisfy all tastes and demands.

12 Oscar Large Round (H1) Driving Lamp (Each)	CB067681
13 Tango Small Round (H2) Driving Lamp (Each)	CB068738
14 Type 35 Small Rectangular (H2) Driving Lamp (Each)	CB067570
15 Tango Small Round (H2) Fog Lamp (Each)	CB068730
Type 35, Small Rectangular (H2) Fog Lamp (Each)	CB067566
Halogen Bulb (H1)	GLB448
Halogen Bulb (H2)	GLB212



CLEAR LENS CONVERSION KITS

CLEAR FRONT INDICATOR LENS KITS:

For Minis made before 1984, there is a choice of two kits. The first kit is the classic Bee Hive which is the standard dome shape, and the other variation is a flat lens. Both are made of glass. The kit contains two lenses, two retainer rims, and two orange bulbs, but the flat lens kit also contains two new lamp bases to allow fitment of the flatter lens.


- | | |
|---|----------|
| 16 Beehive Clear Lens Kit (Rim Retained) To 1984 | WPA9026X |
| 17 Flat Clear Lens Kit (Rim Retained) To 1984 | WPA9030X |
| Replacement Single Filament Amber Bulb | GLB343 |

For 1984 onwards there is just one kit, the standard plastic screw on lens. All fittings and orange bulbs to convert the amber lens to a clear type are included. Also available for the later Minis is a clear lens kit for the wing repeaters, supplied in pairs with amber bulbs.

- | | |
|---|----------|
| Plastic Lens Kit (Screw Retained) 1984 On | WPA9027X |
| Replacement Single Filament Amber Bulb | GLB343 |
| 18 Clear Wing Repeater Set 1986 On | WPA9043X |
| Wing Repeater Replacement Bulb (Each) | GLB501X |

CLEAR REAR LENS KIT:

- | | |
|--|-------------|
| 19 Clear Rear Lens Kit 1976-99 | GAC8496X |
| Replacement Bulb Kit Left And Right Hand | GAC8497X |
| Replacement Twin Filament Red Stop And Tail Light Bulb | GAC8497XRED |
| Replacement Single Filament Amber Bulb | GLB343 |



MK1 REAR LAMP CONVERSION

The Mk1 rear lamp is probably the largest part of a true Retro look. Conversion has been made easier with the arrival of the adaptor plates that can be welded into the original MkII or MkIII light unit apertures.

part of a true retro look...

- | | |
|------------------------------------|----------|
| Adaptor Plates (Pair) | GAC8452X |
| 20 Mk1 Lamp Unit Right Hand | BHA4228 |
| Mk1 Lamp Unit Left Hand | BHA4229 |





DECALS FOR THE MONTE CARLO MINI

Complete Set
Bonnet Decal
01 Rear Panel Decal
Boot Lid Decal
Coach Line

DAF104820NND
DAF104540RAU
DAF104530RAU
DAF104520RAU
JRC2679NMN

02 Rear Panel Decal*
Boot Lid Decal*
Boot Lid Decal*
Side Stripe Left Hand
Side Stripe Right Hand

DAF104160RHR
DAF104090RHS
DAF104090RHR
DAF104130RDP
DAF104120RDP

DECALS FOR THE ITALIAN JOB MINI

Rear Panel Decal*

DAF104160RHS

(*Note: Part Numbers for the items marked above which have a three letter combination at the end are for cars with a variation of standard colours. RHS is for British Racing Green, Black and Red Minis, while RHR is for White Minis.

COOPER BONNET STRIPES AND DECALS

Available in black or white, these bonnet stripes will enhance any Mini. Along with bonnet stripes, the following range of decals are essential. The decal pack contains a number of Cooper logos and emblems.

Black Bonnet Stripe Kit	JCA9010X
White Bonnet Stripe Kit	JCA9011X
Black Bonnet Stripe Kit With Signature	JCA9017X
03 White Bonnet Stripe Kit With Signature	JCA9018X
04 Cooper Decal Pack	JCA9012X

ACCESSORY BADGES AND TRANSFERS

05 Enamel Union Jack 51 x 31mm - White (Each)	GAC4100
Enamel Union Jack With Chrome Base 60 x 35mm (Pair)	GAC4101
Magnetic Union Jack	MM215-330
Stick-On Union Jacks	CRST186
Cloisonne RAC Badge - Black/Green/White	GAC1028X
RAC Badge	GAC8045X
06 B.R.S.C.C. British Racing And Sports Car Club Badge	GAC9969X
England Badge	GAC8043X
BMC Rosette Screen Transfer	CRTR204
07 BMC Rosette Body Transfer	CRTR208
Safety Fast Rosette Screen Transfer	CRTR206
Safety Fast Rosette Body Transfer	CRTR205
08 BMC Special Tuning Body Transfer	CRTR207
Leyland Special Tuning Abingdon Sticker	CRST153
Leyland Special Tuning Sticker	CRST110
09 Self Adhesive Chrome Steel GB Letters	MRD1034SA
10 Stainless Steel UK Shape	105-432

MK1 AND MKII BADGES

An important feature for any retro conversion, these badges are just a few of the most popular of the total fitted to the Mini during its long history. An array of different badges were fitted to both Morris and Austin Minis during their production.

Bonnet Badge Austin Cooper & S MkI	24A71
11 Bonnet Badge Morris Cooper & S MkI	24A72
Bonnet Badge Morris Mini MkI	ADA3580
Bonnet Badge Insert Austin MkI	24G1201
Bonnet Badge Insert Surround Austin MkI	14A6837
Boot Badge Austin Script MkI	14A6802
Boot Badge Cooper Script MkI	24A23
12 Boot Badge Mini Script MkI	24A997
Boot Badge Seven Script	14A6853
Boot Badge S Script Small	24A1401
Boot Badge S Script Large	24A1402
Boot Badge Morris Cooper Script	24A24
Boot Badge Mini Minor Script	ADA3730
Boot Badge Austin Mini Script	ALA6622
Boot Badge 850 Script	ALA6694
Boot Badge 1000 Script	ALA6695
13 Boot Badge 1275 Script	ALA6696
Bonnet Badge Insert Austin Cooper S MkII	ALA6514
Bonnet Badge Insert Morris Cooper S MkII	ALA6515



MK1 AND MKII BADGES

Bonnet Badge Surround Austin Cooper S MkII	ALA6519
Bonnet Badge Insert Austin Cooper S MkII	ALA6513
Bonnet Badge Surround Austin Cooper MkII	ALA6518
Bonnet Badge Insert Morris Cooper MkII	ALA6511
Bonnet Badge Surround Morris Cooper MkII	ALA6517
14 Boot Badge Insert Cooper S MkII	ALA6536
Boot Badge Insert Austin Cooper MkII	ALA6537
Boot Badge Insert Morris Cooper MkII	ALA6538
Boot Badge Surround Cooper S MkII	ALA6542
Boot Badge MkII Script	AVB191/2

MKIII ON AND GT

15 Front Grille Badge Clubman GT - Red	CZH1220
Boot Badge Mini Special	CZH4016
Boot Badge 1275GT	CZH1269
Boot Badge 1275GT Late	CZH4154
Boot Badge Cooper S MkIII	CZH1381
16 Bonnet Badge To VIN 349159 - Silver On Black	CZH4378
Bonnet Badge - Blue On Silver	CZH1305
Bonnet Badge VIN349160 To 463576 - Silver On Black Cross	KPC1002
Bonnet Badge 'Mini' Word VIN 463577 To 493180	DAB10076
17 Bonnet Badge Cooper	DAB10079
Bonnet Badge Italian Job	DAB101130
Bonnet Badge Checkmate	DAB10038
Bonnet Badge Rover	DAB10085
Boot Badge 'Mini' As Italian Job - White	DAH100410
18 Boot Badge Mini Winged 97 On	DAH100590MMM

REPLICA SPECIALIST NAME PLATES

19 Broadspeed Plate	CRCP384
----------------------------	---------

CHASSIS PLATES AND DECALS

Tudor Washer Bottle Decal	CRST124
Triplex Windscreen Decal	CRST125
Lucas Coil Decal	CRST156
Austin Morris Group Chassis Plate*	CRCP339
20 BL House Badge (Rocker Cover)	CRST126
Commission Plate*	CRCP301
Negative Earth Label	CRST113
Unipart Air Filter Label	CRST119
Engine Number Plate (Blank)*	CRCP343
(*Note: It is up to the purchaser to stamp the correct numbers onto the plates).	

DECALS FOR INJECTION MINI

21 Mini Cooper Rear Panel Laurel - Black	DAF10380PMA
Mini Cooper Rear Panel Laurel - White	DAF10380NMN
Side Tape - Black	DAE10119PMA
Side Tape - White	DAE10119NMN
Bonnet Stripe Left Hand - White	DAF10403NMN
Bonnet Stripe Right Hand - White	DAF10402NMN
Bonnet Stripe Left Hand - Black	DAF10403PMA
Bonnet Stripe Right Hand - Black	DAF10402PMA



8 SPOKE ALLOY WHEELS

A carefully selected set of road wheels will not only enhance the appearance of your car, but may also help improve the handling by allowing the fitment of wider section tyres. The wheels we can supply are 8 spoke alloy. Wheels are supplied without wheel nuts.

01 8 Spoke Alloy Wheel 10" x 5" - Silver	GAC8210X
8 Spoke Alloy Wheel 10" x 6" - Silver	GAC8208X
02 8 Spoke Alloy Wheel 10" x 6" - Chrome	GAC8209X
8 Spoke Alloy Wheel 12" x 5" - Silver	GAC8212X
03 8 Spoke Alloy Wheel 13" x 5" - Silver	GAC8203X
04 8 Spoke Alloy Wheel 13" x 5" - Flint	GAC8213X
8 Spoke Alloy Wheel 13" x 5.5" - Silver	GAC8315
8 Spoke Alloy Wheel 13" x 6" - Silver	GAC8313X
8 Spoke Alloy Wheel 13" x 7" - Silver	GAC8316

8 SPOKE ALLOY WHEEL NUTS:

Non Locking Wheel Nut For 10" 8 Spoke Alloy Wheel	GAC8210XNT
Non Locking Wheel Nut For 12" & 13" 8 Spoke Alloy Wheel	AHA8785
Locking Wheel Nut For 12" & 13" 8 Spoke Alloy Wheel (Set Of 4)	RRB10001

OFFSET 8 SPOKE ALLOY WHEELS

There are two types of wheels available. The 12" eight spoke alloy wheel has a polished rim, and an offset designed to perfectly complement the wheel arch set WPA9001X.

The 13" eight spoke alloy wheel has a sparkle paint finish and a highly polished rim. This wheel is designed with a slightly smaller offset for narrower arches. Both wheels are supplied with centre caps only.

8 Spoke Alloy Wheel 12" x 5" - Silver	WPA9104X
05 8 Spoke Alloy Wheel 13" x 5" - Silver	WPA9106X

OFFSET 8 SPOKE ALLOY WHEEL NUTS:

Chrome Locking Wheel Nut Set (Set Of 4)	WPA91043X
Chrome Dome Nut (Each)	WPA91042X

SPORTSPAC STYLE ALLOY WHEEL

Designed in the style of the original multipoint injection sportspac wheel this 13" x 5" wheel delivers high class looks at reasonable cost.

06 Sportspac Style Alloy Wheel 13" x 5" - Silver	WPA9009X
---	----------

NEW REVOLUTION ALLOY WHEELS

The original 4 Spoke and the 5 Spoke RFX, these wheels are supplied with out wheel nuts.

4 SPOKE REVOLUTION ALLOY WHEEL:

4 Spoke Revolution 10" x 6" - Black Spokes Polished Rim	MT7101
4 Spoke Revolution 10" x 6" - Silver Spokes Polished Rim	MT7102
4 Spoke Revolution 10" x 6" - Chrome	MT7103

NEW REVOLUTION ALLOY WHEELS CONTINUED

07 4 Spoke Revolution 12" x 5" - Black Spokes Polished Rim	MT7104
08 4 Spoke Revolution 12" x 5" - Silver Spokes Polished Rim	MT7105
4 Spoke Revolution 12" x 5" - Chrome	MT7106
4 Spoke Revolution 12" x 6" - Black Spokes Polished Rim	MT7110
4 Spoke Revolution 12" x 6" - Silver Spokes Polished Rim	MT7111
4 Spoke Revolution 12" x 6" - Chrome	MT7112
4 Spoke Revolution 13" x 6" - Black Spokes Polished Rim	MT7113
4 Spoke Revolution 13" x 7" - Black Spokes Polished Rim	MT7114

enhance the appearance of your mini...

5 SPOKE RFX REVOLUTION ALLOY WHEEL:

09 5 Spoke RFX Revolution 12" x 5" - Black Spokes Polished Rim	MT7107
10 5 Spoke RFX Revolution 12" x 5" - Silver Spokes Polished Rim	MT7108
11 5 Spoke RFX Revolution 12" x 5" - Chrome	MT7109

REVOLUTION ALLOY WHEEL NUTS:

Wheel Nut For 4 Spoke Revolution	MT7100
Wheel Nut For 5 Spoke RFX Revolution	GAC8210XNT

NEW IMAGE SPLIT RIMS RM2 ALLOY WHEELS

A three piece wheel is usually 60% of the weight of an equivalent size aluminium one piece wheel. These wheels are supplied with wheel nuts.

Image Rim RM2 13" x 6"	MT7115
Image Rim RM2 13" x 7"	MT7116
12 Image Rim RM2 13" x 8"	MT7117

ROVER WHEEL NUTS:

Non Locking Standard Wheel Nut For Rover Wheel	RRD10009
--	----------

ALL ALLOY WHEELS ARE SUPPLIED INDIVIDUALLY.



MOSS



01

from mild to
wild wheel
arches...



03



02

WHEEL ARCH EXTENSIONS

In addition to the usual black plastic extension kits, we can also offer grey arch extensions as fitted to 1984 on models.

01 Wheel Arch Extension Kit - Black AJM1117

KIT AJM1117 INCLUDES:

(Also available separately).

- Wheel Arch Extension Front Right Hand - Black CZH4312
- Wheel Arch Extension Front Left Hand - Black CZH4313
- Wheel Arch Extension Rear Right Hand - Black CZH4314
- Wheel Arch Extension Rear Left Hand - Black CZH4315
- Sill Finisher CZH4316

Wheel Arch Extension Kit Reproduction - Black AJM117Z

KIT AJM117Z INCLUDES:

(Also available separately).

- Wheel Arch Extension Reproduction Front Right Hand - Black CZH4312Z
- Wheel Arch Extension Reproduction Front Left Hand - Black CZH4313Z
- Wheel Arch Extension Reproduction Rear Right Hand - Black CZH4314Z
- Wheel Arch Extension Reproduction Rear Left Hand - Black CZH4315Z
- Sill Finisher Reproduction CZH4316Z

Wheel Arch Extension Kit - Nimbus Grey AJM1117GZ

KIT AJM1117GZ INCLUDES:

(Also available separately).

- Wheel Arch Extension Front Right Hand - Nimbus Grey JRC8437
- Wheel Arch Extension Front Left Hand - Nimbus Grey JRC8438
- Wheel Arch Extension Rear Right Hand - Nimbus Grey JRC8496
- Wheel Arch Extension Rear Left Hand - Nimbus Grey JRC8497

WHEEL ARCH EXTENSIONS CONTINUED

Rivet For Arch (Quantity As Required) DYQ100140

To brighten up the exterior of the Mini why not add these quality stainless steel arch extension covers which screw onto the standard arch extensions.

Stainless Steel Arch Extension Cover Set GAC8449X
Stainless Steel Sill Moulding (Pair) GAC84491X

The following wheel arches are designed to enhance the look of your Mini giving it a wide sporty stance. Supplied with piping they can be sprayed in body colour. These arches are suitable for wheels of up to 5J width. Some adjustment of the front wheel arches may be required to allow fitment.

02 Wheel Arch Extension Kit WPA9001X

SPORTSPAC WHEEL ARCH KIT

As fitted to Rover sportspac Minis made from rubber. They protrude 3.5in. The metal arch will require modification for fitment of 13in wheels.



03 Sportspac Wheel Arch Extension Kit GAC4606

KIT GAC4606 INCLUDES:

(Also available separately).

- Wheel Arch Extension Front Right Hand DFJ100240LML
- Wheel Arch Extension Front Left Hand DFJ100250LML
- Wheel Arch Extension Rear Right Hand DFK100460LML
- Wheel Arch Extension Rear Left Hand DFK100470LML
- Sill Finisher DDJ10002
- (Rubber strip that fits along the sill between the front and rear arch extensions).



FIBREGLASS WHEEL ARCH EXTENSIONS

- | | |
|---|---------|
| Group 2 Fibreglass Wheel Arch Extension Kit | MRAC401 |
| 04 Group 5 Fibreglass Wheel Arch Extension Kit | MRAC405 |

REAR MUD FLAPS

These mud flaps are genuine Rover items as fitted to the latest Mini range. Due to the shape of the wheel arch we are unable to offer mud flaps for the front.

- | | |
|--|----------|
| 05 Rear Mud Flap Set | AJM164 |
| 06 Rover Cooper Rear Mud Flap Set | CAT10044 |

NEW TYREFLY VALVE CAPS

Tyreflys, these ingenious valve caps are supplied in pairs and are a direct replacement for the standard cap. Motion activated, the ultra bright L.E.D. creates circles of light in your wheels. They may not be legal for road use.

- | | |
|---------------------------------|---------|
| Tyre Valve Caps - Blue | 105-419 |
| 07 Tyre Valve Caps - Red | 105-420 |
| Tyre Valve Caps - Green | 105-421 |
| Tyre Valve Caps - Purple | 105-422 |
| Tyre Valve Caps - White | 105-423 |
| Tyre Valve Caps - Tri-Colour | 105-424 |

NEW TYRE VALVE CAPS

- | | |
|---|-----------|
| 08 Cooper Logo Tyre Valve Cap Set (Set Of 4) | RRF100040 |
| 09 Mini Logo Tyre Valve Cap Set (Set Of 4) | 105-463 |
| Anti Theft Mini Logo Tyre Valve Cap Set | 105-464 |
| Union Jack Tyre Valve Cap Set (Set Of 4) | 215-915 |

HUB CAPS

Fits any 10" wheel for that stock, very original look!

- | | |
|---------------------------------|---------|
| 10 Hub Cap 10" Wheels | 88G337 |
| Hub Cap Reproduction 10" Wheels | 88G337Z |


NEW COUNTRYMAN WOOD KIT

- | | |
|-------------------------------|-----------|
| 11 Countryman Wood Kit | HMP341002 |
| Wood Trim Fixing Kit | HMP841001 |




ONLY PART OF COUNTRYMAN KIT SHOWN...

01



02



NEW TUNED ENGINES

ENGINE 1293cc

These engines are built to very high standards, the 1293cc is more of a drivers engine where revs are required. Reground nitrided balanced crank, lightened flywheel turbo clutch (VERTO) new con rod nuts and bolts, balanced rods and hepolite pistons, block bored, honed and chemically cleaned, painted and fitted with new cam bearings, oil gallery and core plugs. KENT cam timed in with Duplex Gears, high capacity steel backed oil pump. Centre main strap. ST3 36mm inlet 30mm exhaust cylinder head with 180lbs valve springs. MT2101 rod type gear box.

01 Engine A+ 1293cc (Exchange)

MT1101

ENGINE 1293cc

These engines are built to very high standards, the 1293cc is more of a drivers engine where revs are required. Reground nitrided balanced crank, lightened flywheel AP clutch (NON VERTO) new con rod nuts and bolts, balanced rods and hepolite pistons, block bored, honed and chemically cleaned, painted and fitted with new cam bearings, oil gallery and core plugs. KENT cam timed in with Duplex Gears, high capacity steel backed oil pump. Centre main strap. ST3 36mm inlet 30mm exhaust cylinder head with 180lbs valve springs. MT2101 rod type gear box.

Engine A Series 1293cc (Exchange)

MT1102

ENGINE 1380cc

These engines are built to very high standards, the 1380cc is more of a street engine where torque is required. Reground nitrided balanced crank, lightened flywheel turbo clutch (VERTO) new con rod nuts and bolts, balanced rods and powermax pistons, block bored, honed and chemically cleaned, painted and fitted with new cam bearings, oil gallery and core plugs. KENT cam timed in with Duplex Gears, high capacity steel backed oil pump.

NEW TUNED ENGINES CONTINUED

Centre main strap. ST3 36mm inlet 30mm exhaust cylinder head with 180lbs valve springs. MT2101 rod type gear box.

Engine A+ 1380cc (Exchange)

MT1103

ENGINE 1380cc

These engines are built to very high standards, the 1380cc is more of a street engine where torque is required. Reground nitrided balanced crank, lightened flywheel AP clutch (NON VERTO) new con rod nuts and bolts, balanced rods and powermax pistons, block bored, honed and chemically cleaned, painted and fitted with new cam bearings, oil gallery and core plugs. KENT cam timed in with Duplex Gears, high capacity steel backed oil pump. Centre main strap. ST3 36mm inlet 30mm exhaust cylinder head with 180lbs valve springs. MT2101 rod type gear box.

a street engine where torque is required...

02 Engine A Series 1380cc (Exchange)

MT1104

COMPETITION BIG END BOLTS

You should consider the strength and reliability of all the critical fasteners used on your engine. Increased reliability can be obtained for mild states of tune by replacing the big bolts and nuts with up rated versions. The greater strength of these studs will restrict stretching under high revs.

03 Big End Competition Bolt Set 1000cc (Set Of 8)

TMG10880

Conrod Bolt Set Cooper S 1275cc

MGS10880

(Hi-grade direct replacement, torque up to 40-42lbs ft).

04 Big End Bolt "S" (Each)

CAEG519

Big End Nut "S" (Each)

EAC5541A



locating keys
to lightweight
pistons...



NEW MAIN STRAP

Improved reliability can be obtained for higher states of tune by fitting a steel centre main strap, main cap requires machining comes with longer high tensile bolts.

Centre Main Strap 1000cc

CMS1000

Main cap requires machining non S comes with longer high tensile bolts.

05 Centre Main Strap 1300cc

CMS1300

NEW CON RODS COOPER S

Reproduced to original specification, these EN24V con rods are the strongest production A series rod produced. 1.625" big end journal size with 5.75" centres.

06 Con Rod (Each)

AEG624

NEW PISTONS

These pistons are made from lightweight alloy AE109TF spec with two heat treatments. They are designed for durability with lightweight and a crown thickness 1.2mm thicker than other leading pistons they are ideal for machining for long stroke cranks.

Flat Top Pistons +20 1275cc

CAJJ3382/20

Flat Top Pistons +40 1275cc

CAJJ3382/40

Flat Top Pistons +60 1275cc

CAJJ3382/60

6.5 Dished Top Pistons +20

CAJJ3378/20

07 6.5 Dished Top Pistons +40

CAJJ3378/40

6.5 Dished Top Pistons +60

CAJJ3378/60

NEW PISTON RING SET

Piston ring sets for the pistons listed.

Ring Set +20 For 3382/3378 +20 Pistons

CAJJ3379/20

08 Ring Set +40 For 3382/3378 +40 Pistons

CAJJ3379/40

Ring Set +60 For 3382/3378 +60 Pistons

CAJJ3379/60

NEW CAM GEAR LOCATING KEY

These offset keys make getting the best out of your camshaft easy. Please see manufacturers data for correct timing figures.

Cam Gear Locating Key 1° Offset

MGS108251

Cam Gear Locating Key 2° Offset

MGS108252

Cam Gear Locating Key 3° Offset

MGS108253

Cam Gear Locating Key 4° Offset

MGS108254

Cam Gear Locating Key 5° Offset

MGS108255

Cam Gear Locating Key 6° Offset

MGS108256

▶ Cam Gear Locating Key 7° Offset

MGS108257

09 Cam Gear Locating Key 8° Offset

MGS108258

Cam Gear Locating Key 9° Offset

MGS108259

Cam Gear Locating Key Kit 2°, 4° & 7° Offset

MGS10725



LIGHTENED CAM FOLLOWERS

Lightening the valve train help's improve engine response. Our lightened cam followers weigh just 40g and come with an oil drain hole.

improve engine response...

Lightened Cam Follower (Each)

TMG10709

10 Lightened Cam Follower Set

CAEG579

36 | Performance & Tuning

PERFORMANCE CAMSHAFTS



All the Kent camshaft applications/part numbers below with the suffix 'P' are for the original pin drive oil pump/camshaft. If you have changed your camshaft and oil pump to either 'Star' drive or 'Metro Slot', use the suffix 'S' or 'M' on the part number. All Piper cams with the suffix E are Star Drive unless otherwise stated.

To assist in selecting a suitable camshaft we have prepared a table showing their various characteristics, these will change from engine to engine and with other modifications such as carburettor or valve size. A scatter profile is where the cam timing on No.2 and 3 engine cylinders has been altered slightly to combat the poor scavenging of the siamese port design. This will benefit both the tickover and high end performance. The

effect of a larger engine is to lower the camshaft's power range slightly. Care must be taken to ensure that installation is carried out correctly and that components all work together or you will not get the expected power output or reliability. It is essential that the new cam is fitted with new followers as they mate with the lobe that they run on and should never be used on another lobe.

change the characteristics of your engine...

Lightened and Tuftrided followers wear more slowly and put less load on high lift cam lobes; they are also manufactured with a drainage hole. Another essential is the special lubricant that must be used with all new cams, it provides vital lubrication during initial starting and protects your cam from extreme wear in its first minute of use. (S/T = Special Tuning) Don't forget the camshaft assembly lubricant or the cam timing degree disc (TT2929), you will need this to set your cam timing.

KENT CAMSHAFTS

01

CAMSHAFT TYPE	PART NO.	INLET	EXHAUST INL - EXH	DURATION	CAM LIFT	DESCRIPTION
Road	KMD256	21/53	53/21	220-254°	0.263"	998cc Street Cam
Fast Road	KMD266	24/56	61/29	260-270°	0.263"-0.270"	1275cc Smooth Idle
Road Rally	KMD276	29/61	66/34	270-280°	0.293"-0.315"	1275cc Slightly Lumpy Idle Very Good Street Cam
Rally	KMD286	34/66	71/39	280-290°	0.315"-0.324"	1275cc Lumpy Idle Max Street Cam
Rally Scatter	KMD286SP	34/66	71/39	280-290°	0.315"-0.324"	1275cc Lumpy Idle Max Street Cam
Race	KMD296	39/71	76/44	296-300°	0.324"-0.340"	1275cc Race/1380cc Slightly Lumpy
Race Scatter	KMD296SP	39/71	76/44	296-300°	0.324"-0.340"	1275cc Race/1380cc Slightly Lumpy
Full Race Scatter	KMD310SP	49/81	81/49	310°	0.340"	Full Race
S/T Road	STA600S	33/65	63/31	278-274°	0.293"	Classic Road Cam
S/T Fast Road/Rally	STA731	24/64	59/29	268°	0.263"	Classic Fast Road Cam
S/T Fast Road/Rally	STA800S	24/64	59/29	268°	0.263"	Classic Fast Road Cam

PIPER CAMSHAFTS

02

CAMSHAFT TYPE	PART NO.	INLET	EXHAUST INL - EXH	DURATION	CAM LIFT	DESCRIPTION
Fast Road (Stage 2)	AHR2702E	39/73	73/39	292°	0.288"	1275cc Fast Road Cam
Fast Road	AHR270E	37/71	73/39	288°	0.277"	1275cc Road Cam
Road Rally	AHR2852E	39/73	66/32	292-278°	0.299"	1275cc Max Street/1380cc Road Cam
Rally	AHR300E	46/74	74/46	300°	0.316"	1380cc Fast Road Cam
Sprint	AHR320E	54/82	82/54	316°	0.316"	Race
Race 2	AHR3202E	62/86	86/62	328°	0.322"	Full Race

CAMSHAFT ACCESSORIES

03

CAMSHAFT TYPE	PART NO.	DESCRIPTION
Cam Lube	KEN2	250ml Cam Lubricant
Cam Timing Disc	TT2929	360° Timing Wheel



01

NEW DUPLEX GEAR SET

It is preferable to change from single row chain (simplex) to twin row chain (duplex) as the duplex is less prone to stretching. The cam timing can also be optimised via an adjustable cam gear, or via offset cam keys. Please see manufacturers data for correct timing figures.

Cast Duplex Kit	CAJJ3323
Cast Lightened Duplex Kit - Fast Road	CAJJ3324
Steel Lightened Duplex Kit - Road/Race	CAJJ3325
04 Steel Lightened Duplex Kit - Race	CAJJ3327
Kent Cams Vernier Adjustable Duplex Kit	TMG10828

02

BELT DRIVE KIT

When increasing the performance of your engine it is wise to fit an improved system to drive the camshaft. Also, as the distributor is run off the camshaft it is important to ensure that the camshaft timing is kept very much under control. A worn chain and/or sprocket can cause both the ignition and the valve timing to vary, causing a reduction in power output. This kit replaces the timing chain with a toothed belt and brings the drive system up-to-date with what is currently used by most other car manufacturers. It offers quieter running and is able to reduce vibrations from the crankshaft.

Note: As the belt is much shorter than those fitted on modern engines it will require inspecting at 10,000 miles and should be replaced no greater than 20,000 mile intervals.

05 Belt Drive Kits	C-AJJ3328
Replacement Timing Belt	BELTBELT
Crank Into Timing Housing Seal - Small	BELTSEAL1
Crank Into Timing Housing Seal - Large	BELTSEAL2

04

from road
to race track...

05

06

IMAGE 06 SHOWS THROTTLE BODIES FITTED TO HEAD.

NEW 16 VALVE HEAD WEBER INDUCTION KIT

On carburetted engines we use and recommend the Weber DCOE types, 40 DCOE for the small valve head and 45 DCOE for the big valve head. They are good power producers, have a worldwide spares availability and there are plenty of people who are good at setting them up.

Weber Induction Kit	MT3108
---------------------	--------

NEW 16 VALVE HEAD ENGINE MANAGEMENT KIT

RACE SPECIFICATION:

Big valve 30.4mm x 26mm valve head diameter. Engine management systems are the ultimate: their programmable ECU's provide accurately controlled fuelling and ignition control at each and every combination of throttle angle and engine speed. This base reading is then modified by sensors reading temperatures and pressures to provide the optimum operating conditions for power, economy and emissions. The management system must be calibrated to the engine in question either on an engine dyno or rolling road. The typical installation would use a pair of twin throttle bodies, 40-45mm diameter, having the DCOE flange pattern.

06 Engine Management Kit	MT1108
--------------------------	--------

Note: See page 38 for the 16 valve head.



38 | Performance & Tuning



01

...convert
to 16 valve



03



05



02



04



06

NEW 16 VALVE TWIN CAM CYLINDER HEAD

ROAD SPECIFICATION:

Road spec: small valve 27mm inlet x 23.7mm exhaust valve head diameter. The 16 valve Twin Cam head conversion is simply in a different league where A series cylinder head comparisons are made. The efficiency of 4 valves per cylinder cannot be matched in its power potential by older designs. Plenty of valve area, well shaped ports and a compact pent roof combustion chamber all contribute providing copious top end power whilst still pulling well from low revs. The original camshaft is retained to drive the oil pump and the distributor.

16 Valve Twin Cam Cylinder Head - Road

MT1110

RACE SPECIFICATION:

The Twin Cam head conversions fit onto any 1275cc A series cylinder blocks. The Cooper S and A+ blocks are best to use as the GT block appears to distort badly when hot. There are a few simple modifications required to the block to accommodate the Twin Cam head, but the main divergence from 5 port practice is in the pistons. With a larger combustion chamber volume than a 5 port, it is necessary to run flat top pistons which require valve clearance pockets to be accurately machined into the piston crown. The original camshaft is retained to drive the oil pump and the distributor.

01 16 Valve Twin Cam Cylinder Head - Race

MT1109

TWIN CAM INSTALLATION KIT:

The installation kit contains radiator hoses, top radiator bracket, exhaust manifold and system, clutch breather pipe, alternator pulley and modified fibreglass bonnet for cam pulley and inlet system clearance.

Twin Cam Installation Kit

MT1107

5 PORT HEADS

1275cc ALLOY CYLINDER HEAD:

Alloy head casting with improved water jackets particularly around the exhaust ports and 12mm spark plug. By using the smaller spark plug it has been better positioned for cylinder burn. Out of the box the port gas flows as well as a well modified iron head.

The valves are positioned slightly further apart giving the possibility of 38mm and 32mm valves being fitted. The standard head comes with 23cc chambers with plenty of scope of enlarging for turbo applications. The valve inserts give unleaded capability. Deck thickness gives plenty of scope for skimming (increasing C/R).

Alloy Cylinder Head Bare

AHT347

Alloy head as above but with 33mm and 29mm valves and springs installed.

Alloy Cylinder Head

CAHT347LOAD

STAGE 2 1275cc CYLINDER HEAD:

Cylinder head assembly Stage 2 1275cc unleaded, standard size valves reshaped, ports enlarged and chambers reshaped new guides and Moss ST valve springs.

Stage 2 Cylinder Head

TMG10802

STAGE 3 1275cc CYLINDER HEAD:

Cylinder head assembly Stage 3 1275cc unleaded, ports enlarged and chambers reshaped new 35.6mm inlet and 31mm exhaust, bronze guides and Moss ST valve springs.

Stage 3 Cylinder Head

TMG10803B

5. PORT HEADS CONTINUED

STAGE 4 1275cc CYLINDER HEAD:

Cylinder head assembly Stage 4 1275cc competition based cylinder head with extensive modifications to chambers, valve seats and ports obtaining maximum flow possible. With new 35.6mm inlets and 29mm exhausts, bronze guides, alloy top caps and Moss ST springs. Not available in Lead Free valve seats. Note. We will need to know details of engine spec bore size, camshaft etc to enable us to arrive at the correct compression ratio when working on this head. **SPECIAL ORDER ONLY.**

02 Stage 4 Cylinder Head TMG10824B

ENGINE GASKETS

To reduce the risk of head gasket failure on high compression performance engines it is wise to fit one of these up rated copper faced head gaskets. The manifold gasket is to be used when the exhaust and inlet ports have been modified on 1275cc cylinder heads.

03 Copper Asbestos Competition Head Gasket 1275cc AHT188
 Up rated Head Gasket 998cc MST207
 Up rated Head Gasket 1275cc MST208
 Competition Manifold Gasket Large Ports 1275cc TMG10836
 Solid Copper Head Gasket 1275cc 387-520

The Group A Metro Turbo Competition Head Gasket 1275cc gasket has an extra reinforced fire ring. Their fitment requires the cylinder block to undergo modification. NOT SUITABLE FOR OVER BORES OF + 40 (2.82).

Group A Metro Turbo Competition Head Gasket 1275cc CSTR1057

CYLINDER HEAD STUD KIT

You should consider the strength and reliability of all the critical fasteners used on your engine. Increased reliability can be obtained for mild states of tune by replacing the head studs and nuts with up rated versions. The greater strength of these studs will restrict stretching under pressure and therefore keep the head and gasket securely in place.

04 Kent Cams 9 Studs (& Nuts) Competition Kit TMG10864
 Kent Cams 11 Studs (& Nuts) Competition Kit MGS10864

EN24 Nickel Chrome moly steel studs, Competition head stud kit (11 studs, nuts & washers). This special kit was developed to replace the increasingly inconsistent standard items. The studs are manufactured in selected hi-grade steel and produced to exacting specifications. These studs do not stretch, so they pull the head down, not the thread up; this vastly increases head gasket life, even on high compression engines. Special thick washers, countersunk on one side, help clamping capability and reduce thread bottoming of the nuts. The 12 point skirted nuts help to increase torque accuracy through better engagement. Note that even replacing the head bolt with a stud, only torque that stud to the factory recommended spec(25 ft/lbs), the other studs can be torqued to 65ft/lbs with oil, 55ft/lbs with ARP lube.

11 Studs (& Nuts) Competition Kit AHT280
 Stainless Steel Manifold Stud Kit AMS1

VALVE SPRING SETS

Dual Spring Set - Road Use TMG10807
05 Dual Spring Set - Race Use TMG10808

VALVES

Our competition valves are produced in EN214N steel and require installation with bronze valve guides (TMG10819). They are single groove collets (88G459).

Inlet Valve 31.7mm High Flow 850cc - 1098 EN214N CAEG588
 Exhaust Valve 26.5mm High Flow 850cc - 1098 EN214N CAEG587

Inlet Valve 33.3mm High Flow 1275cc EN214N CAEG569
 Inlet Valve 35.6mm High Flow 1275cc EN214N CAEG544
 Inlet Valve 37.2mm High Flow 1275cc EN214N CAHT55
06 Inlet Valve 37.7mm High Flow 1275cc EN214N CAHT110
 Exhaust Valve 29.4mm High Flow 1275cc EN214N CAEG106
 Exhaust Valve 31.0mm High Flow 1275cc EN214N CAEG107

Rimflow valves are considered to be the best valves on the market. Rimflow valves are produced in EN214N steel but have chromed plated stems to enable them to be installed with iron guides although we recommend bronze guides as these help with heat dissipation. Rimflow valves use single groove collets (88G459).

07 Inlet Valve 35.6mm Rimflow 1275cc EN214N MST201
 ▶ Inlet Valve 36.57mm Rimflow 1275cc EN214N MST202
 Exhaust Valve 29mm Rimflow 1275cc EN214N MST2011
 Exhaust Valve 31mm Rimflow 1275cc EN214N MST2012

ALLOY TOP CAPS

08 Alloy Top Caps Set TMG10816
 (Half the weight of steel).

VALVE GUIDES

Bullet shaped valve guides allow better flow without loss of durability. Bronze alloy valve guides are required when fitting EN214N steel valves.

09 Bronze Valve Guide Set TMG10819
 Iron Valve Guide Tapered Nose (Each) 12G1963
 Top Hat Seal (Rover Valve Stem Oil Seals) ADU4905



40 | Performance & Tuning



01



05




07



04



06



08

UPDATED ROCKER ASSEMBLIES

1.3 Ratio Roller Rocker Assembly 850cc-1098cc	AHT439
1.3 Ratio Roller Rocker Assembly 1275cc	AHT437
1.5 Ratio Roller Rocker Assembly 850cc-1098cc	AHT440
1.5 Ratio High Lift Rocker Assembly En16 Drop Forged 1275cc	CAHT436
01 1.5 Ratio Rocker Assembly 1275cc	AHT438
1.5 Ratio Titan Rocker Assembly 1275cc	TMG10848

UPDATED ROCKER SHAFT

To enhance valve train strength & reliability especially in high revving engines.

02 Tuftrided Rocker Shaft

TMG10817

SOLID ROCKER SPACER SET

The spacer eliminates sideways motion on rocker arms.

03 Solid Rocker Spacer Set

CAEG392

ALLOY ROCKER COVERS

Ribbed Alloy Rocker Cover

04 Slanted Ribbed Alloy Rocker Cover

05 Plain Alloy Rocker Cover

Black Alloy Rocker Cover*

06 Blue Alloy Rocker Cover*

(* Gives the required clearance for high lift roller rockers).

07 Rocker Cover Knurled Nut Set

Rocker Cover T Bar Nut Set

08 Chrome Filler Cap

Matt Steel Filler Cap

WPA9007X

WPA9008X

GAC4068P

ROCKERCV


ROCKERCV3

WPA9029X

WPA9039X

8G612CP

8G612



OIL COOLER KITS

These days we expect our cars to cope with high speeds for long periods of time, especially on motorways and dual-carriageways. These conditions stress the standard oil system of the Mini, as high engine speeds cause the oil to heat up and thin, reducing its viscosity and leading to a subsequent drop in oil pressure and possible premature engine wear. Oil cooler installation kits are available with either rubber or braided stainless steel hoses, the oil radiators themselves are sold separately. These are for non front mounted radiator models.

Oil Cooler Rubber Pipe Kit To 1979	OCHK100
Oil Cooler Stainless Steel Pipe Kit To 1979	OCHK102
Oil Cooler Rubber Pipe Kit 1979-84	OCHK103
Oil Cooler Stainless Steel Pipe Kit 1979-84	OCHK104
Oil Cooler Rubber Pipe Kit 1985 On	OCHK105
Oil Cooler Stainless Steel Pipe Kit 1985 On	OCHK106
Oil Cooler Pipe Kit Clubman	OCHK101
09 Oil Radiator 13 Row	ARA221
Oil Radiator 10 Row	ARO9807

BRAIDED OIL FEED PIPES

Block To Filter Braided Oil Feed Pipe 12A 92 On	MT1501
Turbo Braided Oil Feed Pipe Kit	MT9101
10 Oil Pressure Gauge Braided Oil Feed Pipe (4ft Long)	MT9102

MAGNETIC OIL TRAP

Designed to collect any metal particles at the top of the pick-up pipe, before they reach and destroy the oil pump. For all A series transverse engine/gearbox assemblies.

11 Magnetic Oil Trap

MS3313



designed
for racers...

OIL PUMPS AND VALVES

Good oil supply is a must, with the Minis cornering capabilities oil starvation is a definite possibility all precautions should be taken. Please note oil pumps require priming before fitment. Always remove spark plugs and spin engine over till oil pressure registers.

- | | |
|--|----------|
| 12 Oil Pump Turbo Large Capacity | GLP110X |
| Oil Delivery Pipe (Central Pick Up Pipe In Gearbox) | GAC8448X |
| Oil Release Stainless Steel Valve Ball "No More Sticking Valves" | 12H865X |
| Oil Valve Spring (Use With 12H865X) | 6K853C |

CHROME DIP STICK

Whatever next? These are beautifully crafted dip sticks which use two rubber 'O' rings to secure them into the engine, with a choice of either a red or blue anodised knob. Only fits A+ engines.

- | | |
|---|----------|
| 13 Dip Stick With Blue Anodised Knob | GAC8457X |
| 14 Dip Stick With Red Anodised Knob | GAC8458X |

SOLID TOP ENGINE STEADY

Designed for racers and people who are addicted to fitting as much technicolour anodised aluminium to their Mini as is physically possible. This bar replaces the standard cast, rubber bushed version with a lightweight aluminium, rose jointed alternative.

This steady bar allows adjustment of engine angle in situ by use of LH and RH threads. Not really suitable for road cars as it is extremely effective in transmitting engine noise into the car but a small object of desire all the same.


- | | |
|-----------------------------------|---------|
| 15 Solid Top Engine Steady | KAD3283 |
|-----------------------------------|---------|

NEW ENGINE STEADY KITS

A common problem with Minis is their tendency to destroy engine mounts and steady bar bushes, leading to exhaust down pipe breakage. A simple and effective way to prevent this is to use an extra stabiliser kit. Mounted to the thermostat housing, it reduces engine rock, thus keeping engine mounts in good condition.

reduce engine rock...

We can also supply harder bushes for the standard steady bars fitted to the engine. One set of bushes will be enough for one steady bar. The up rated bushes are suitable for either upper or lower steady bars.



- | | |
|--|-----------|
| ▲ Engine Steady Kit 1275cc | GAC8414X |
| 16 Engine Steady Kit Stainless Steel 1275cc | GAC8414SX |
| Engine Steady Kit 998cc | GAC8415X |
| Engine Steady Kit Stainless Steel 998cc | GAC8415SX |
| Engine Steady Kit LHD 1275cc | GAC8444X |
| Engine Steady Kit LHD 998cc | GAC8445X |
| 17 Engine Steady Kit Single Point Injected Cars | EL59 |
| Engine Steady Kit Stainless Steel Single Point Injected Cars | EL60 |
| Up rated Bush Kit Standard Steady Bar (One Steady Bar) | C-STR630 |
| Up rated Poly Bush Kit Standard Steady Bar (One Steady Bar) | C-STR630P |
| Up rated Poly Engine Mount | 21A1902P |

42 | Performance & Tuning

NEW LIGHTWEIGHT FLYWHEELS

SUPER LIGHT STEEL FLYWHEEL FOR NON PRE-ENGAGED STARTER:

Super light steel flywheel (8.38lbs) steel race flywheel for non Verto clutch with ring gear for non pre-engaged starter. The latest refinement of the Ultra-light Mini flywheel is now made symmetrically to reduce harmonics vibrations caused by earlier versions - yet it still weighs just over 8lbs! This is considerably lighter than a safely lightened standard iron flywheel (16.71lb std and 13.36 light/std), and also provides a much harder clutch surface.

01 Super Light Steel Flywheel CAEG619

SUPER LIGHT STEEL FLYWHEEL FOR PRE-ENGAGED STARTER:

Steel super light steel flywheel (8.38lbs) steel race flywheel for non Verto clutch with ring gear for pre-engaged starter. The latest refinement of the Ultra-light Mini flywheel is now made symmetrically to reduce harmonics vibrations caused by earlier versions - yet it still weighs just over 8lbs! This is considerably lighter than a safely lightened standard iron flywheel (16.71lb std and 13.36 light/std), and also provides a much harder clutch surface.

weighs just over 8lbs...

Super Light Steel Flywheel CAEG620

LIGHTWEIGHT STEEL FLYWHEEL FOR NON PRE-ENGAGED STARTER:

Lightweight steel flywheel! For non Verto clutch and non pre-engaged starter. "1lb off the flywheel is like taking 100 lbs off the car!" Not quite rational but close. This rule of thumb indicates the importance of flywheel performance. The stock cast iron 1275cc flywheel is almost 22lbs. Even the "S flywheel weighs almost 17lbs. The stock flywheel is "cast" iron and thus not very safe to lighten! This new "Street" Steel one piece flywheel is 11lbs (16.71lb std and 13.36 light/std). and provides tremendous improvement in acceleration!

Light Weight Steel Flywheel CAEG421

LIGHT WEIGHT STEEL FLYWHEEL FOR PRE-ENGAGED STARTER:

Lightweight steel flywheel! For non Verto clutch and pre-engaged starter. "1lb off the flywheel is like taking 100 lbs off the car!" Not quite rational but close. This rule of thumb indicates the importance of flywheel performance. The stock cast iron 1275 flywheel is almost 22lbs. Even the "S flywheel weighs almost 17lbs. The stock flywheel is "cast" iron and thus not very safe to lighten! This new "Street" Steel one piece flywheel is 11lbs (16.71lb std and 13.36 light/std). and provides tremendous improvement in acceleration!

Light Weight Steel Flywheel CAEG420

NEW CLUTCHES

The much sought after 22G270 'S' clutch back plate has been out of production for many years, but has now been replaced with CAHT230. It was liked because of its strength. Although not steel, it was cast in a very high grade iron, the exact same material used here. This item is cast fairly light 3.56lbs (Std 5.7lb), but can be lightened further if required, please ask for details.

Clutch Pressure Plate CAHT230

Clutch Pressure Plate - Road/Rally GCP596

02 Clutch Cover - Road/Rally GCC481

Clutch Cover - Rally/Race GCC482

NEW DROP GEARS

The drop gears are one of the Minis weak spots by changing to the stronger straight cut gears, getting the power to the gear is made more reliable. EVO drop gears are interchangeable to give different ratios. A lot easier than changing diff ratios.

EVO PRIMARY GEARS:

EVO 22 Teeth Straight Cut Primary Gear* 1275cc CSTR122

03 EVO 23 Teeth Straight Cut Primary Gear* 1275cc CSTR123

EVO 24 Teeth Straight Cut Primary Gear* 1275cc CSTR124

(*Use with EVO idler CSTR30/A/T/TA and input CSTR230/240/250).

Primary Gear Floating Front Bush 1275cc DAM8889X

(Does not require machining).

IDLER GEARS:

30 Teeth Straight Cut Idler Gear A Series CSTR30

30 Teeth Straight Cut Idler Gear A+ CSTR30A

30 Teeth Straight Cut Idler Gear With Timken Bearing A Series CSTR30T

30 Teeth Straight Cut Idler Gear With Timken Bearing A+ CSTR30TA

INPUT GEARS:

23 Teeth 1st Motion Straight Cut Shaft Input Gear CSTR230

24 Teeth 1st Motion Straight Cut Shaft Input Gear CSTR240

25 Teeth 1st Motion Straight Cut Shaft Input Gear CSTR250

RATIO	PRIMARY	IDLER	INPUT
1-1	24	30	24
1-1	23	30	23
1.0416-1	24	30	25
1.0434-1	23	30	24
1.045-1	22	30	23
1.0869-1	23	30	25
1.09-1	22	30	24
0.958-1	24	30	23
1.136-1	22	30	25

(22 tooth primary is for hill climbs/sprints only. 23 tooth primary originally turbo race Metro).

DROP GEAR SETS:

Drop gears are only available in sets, they give a 1-1 delivery to the gearbox. Their straight cut design enables the transfer of more power to the gearbox.

1-1 Ratio Straight Cut Drop Gear Set 1275cc A+ MRAC104

1-1 Ratio Straight Cut Drop Gear Set 1275cc A Series MRAC105

NEW STRAIGHT CUT GEAR KITS

The original design Special Tuning gear ratio set is available in three different versions. Remote type and two Rod type gear kits A series and A+. A series main shaft has 14mm nose into 1st motion shaft and A+ has 18mm nose on main shaft.

Straight Cut Gear Kit Remote Type CAJJ4014

04 Straight Cut Gear Kit Rod A Series Type CSTN76

Straight Cut Gear Kit Rod A+ Type CSTN77



01



03



05



07



02



04



06

NEW

DIFF UNITS AND CROWN WHEEL & PINIONS

CROSS PIN DIFF UNITS:

Cross Pin Diff Unit (Four Planet Gears)	MRAC106
EVO Cross Pin Diff Unit (Four Planet Gears)	CAJJ3385
Diff Pin Competition Strength For Standard Diffs	C-BTA166

CROWN WHEEL + PINIONS FOR STANDARD OR CROSS PIN DIFFS:

3.46:1 Crown Wheel + Pinion 52 x 15 Teeth*	CBTA1001
3.76:1 Crown Wheel + Pinion 64 x 17 Teeth*	CBTA1002
3.93:1 Crown Wheel + Pinion 55 x 14 Teeth*	CBTA1003
4.07:1 Crown Wheel + Pinion 53 x 13 Teeth*	CBTA1004
4.31:1 Crown Wheel + Pinion 56 x 13 Teeth*	CBTA1005
4.57:1 Crown Wheel + Pinion 64 x 14 Teeth*	CBTA1006
4.67:1 Crown Wheel + Pinion 56 x 12 Teeth*	CBTA1007

(*Stronger semi helical cut teeth for standard or cross pin diffs).

EVOLUTION LSD:

Evolution LSD is an upgraded version of the popular Salisbury clutch type LSD. It has improved clutch material and a unique design for smooth transitions between loaded and unloaded. Extremely easy and predictable to drive. The first number is the deceleration ramp. 90 degrees deceleration ramp gives no drive, second number is the acceleration ramp. 35 degrees acceleration ramp shallower angle gives more drive, their round cross-section and matching curved ramps facilitates changes to the locking action on acceleration and deceleration of the diff.

05 Limited Slip Diff - Race	CAJJ3387
Limited Slip Diff 45/45 Ramp - Rally	CAJJ3387A
Limited Slip Diff 90/50 Ramp - Road	CAJJ3387B

Limited Slip Diff Output Shaft For Pot Joints (GCV1102)	CBTA1263
Limited Slip Diff Output Shaft For Hardy Spicer Joints (27H7880)	CBTA1262
Limited Slip Diff Output Shaft Circlip (Holds Output Shafts To Diff)	CCN122

NEW

CROWN WHEEL AND PINIONS CONTINUED

CROWN WHEEL + PINIONS FOR LIMITED SLIP DIFFS:

3.46:1 Crown Wheel + Pinion 52 x 15 Teeth*	CBTA1250
3.76:1 Crown Wheel + Pinion 64 x 17 Teeth*	CBTA1248
3.93:1 Crown Wheel + Pinion 55 x 14 Teeth*	CBTA1252
4.07:1 Crown Wheel + Pinion 53 x 13 Teeth*	CBTA1246
4.23:1 Crown Wheel + Pinion 55 x 13 Teeth*	CBTA1251
4.31:1 Crown Wheel + Pinion 56 x 13 Teeth*	CBTA1249
06 4.67:1 Crown Wheel + Pinion 56 x 12 Teeth*	CBTA1253

(*Stronger semi helical cut teeth for limited slip diffs only).

NEW

GEARBOXES

These reconditioned gearboxes are available in either standard rod type or standard remote type. Both are subject to exchange.

07 Gearbox Reconditioned Standard Rod Type (Exchange)	MT2101
Gearbox Reconditioned Standard Remote Type (Exchange)	MT2102

QUICK SHIFT KITS

Shorten the throw between gear changes.

08 Quick Shift Kit Remote Type	KAD1013218
Quick Shift Kit Rod Type	MRAC1751
Quick Shift Kit Rod Type	KAD1013214



44 | Performance & Tuning

PERFORMANCE EXHAUSTS



The best way to improve the performance from any engine is to make sure the gas enters and exits the cylinder head as quickly and as efficiently as possible. To ensure this we have selected the most respected and popular range of exhaust manifold, complete systems, silencers and inlet manifolds on the market today.

INLET MANIFOLDS

ALLOY INLET MANIFOLDS:

This alloy water heated manifold is designed to be used in conjunction with a tubular performance exhaust manifold. Will fit 1 1/2" and 1 3/4" carbs. GMC3000

High flow alloy inlet for 1.5" and 1.75" carburetors.

GAC8464X

High flow alloy inlet for 1.75" carbs, the larger ports make this manifold

01 ideal for large capacity engines e.g: 1380cc.

CAHT771

This intake manifold is for twin SUs (HS2 or HS4).

LP4012

release the power...

This intake manifold is for twin SUs (HS4 or HS6) has been carefully produced to minimise cross-port-flow interference caused by the balance tube and has generous radii in all the right places. Further blending can be done if required, but leave a ground finish to promote fuel atomisation. Requires 88G619 blanking plug if not using servo take off.

C-AEG489

THROTTLE BRACKET:

02 Throttle Bracket For Twin SU Manifold.

AEG349

INLET MANIFOLDS:

Single Weber/Dellorto inlet manifold 10cm (4 inch) long. Will require bulkhead modifications.

TT10850

Single Weber/Dellorto inlet manifold 15cm (6 inch) long. Will require bulkhead modifications.

TMG10850

Single Weber/Dellorto inlet manifold 15cm (6 inch) long. Supplied complete with

03 direct acting throttle linkage. Will require bulkhead modifications.

TWM0071

Allows use of split Weber/Dellorto carbs for competition use (Pair). MGS10850

LINKAGE KITS:

Weber single carburettor single cable, these are very easily installed and

04 offer smooth operation.

LP4031

Dellorto single carburettor single cable, these are very easily installed and offer smooth operation.

LP4301

INLET MANIFOLDS:

Single Point Injection 91 On.

LKB10477

Multi Point Injection 96 On.

LKB106930



EXHAUST MANIFOLDS

FREEFLOW MANIFOLDS:

05 Freeflow Manifold Cooper	MT6101
Freeflow Manifold Stainless Steel Cooper	MT6102

LCB MANIFOLDS:

The manifold medium bore LCB is probably the most popular exhaust manifold for the Mini in production today. Suitable for engines up to 1380cc this is the first step to greater performance.

Manifold long centre branch exhaust manifold for applications up to 100bhp includes primary pipes and Y piece with clamps. GAC8463X

Manifold long centre branch exhaust manifold stainless steel ideal for applications up to 100bhp includes primary pipes and Y piece with clamps. GAC8463S

Long centre branch exhaust manifold stainless steel includes primary pipes and Y piece with clamps. WPE1000X

Long centre branch manifold with link pipe to catalyst, carb model. MT6502

Long centre branch manifold with link pipe to catalyst, carburettor model stainless steel. MT6503

Long centre branch manifold with link pipe to catalyst, injection model. MT6504

06 Long centre branch manifold with link pipe to catalyst, injection model, stainless steel.	MT6505
---	--------

MANIFOLD GASKETS:

Manifold To Cylinder Head Gasket ERA Turbo GUG4008MG

Large bore allows fitment of performance exhaust manifolds with larger primary pipes. Manifold To Cylinder head Gasket TMG10836

PERFORMANCE EXHAUST SYSTEMS

RC40 AND RC50 EXHAUST SYSTEMS:

The RC40 and the stainless steel version, the RC50, are renowned as 'the' systems to have when improving the Mini performance. With tuned silencer boxes, and computer optimised tube lengths the system can release more power when combined with the LCB manifold. For Minis made after 1990, there are two types of system of injection Minis, which replace the factory twin silencer system. Available in mild or stainless steel.

The intermediate pipes are the correct length and shape to fit directly to the Cooper freeflow exhaust manifold but will require a short length of the front part of the pipe to be cut off to fit an LCB exhaust manifold.

RC40 Mild Steel Rear Box Only C-STR809
Intermediate Pipe Mild Steel Single Box RC40 (For C-STR809) AN180V

RC40 Stainless Steel Rear Box Only RC40-051
Intermediate Pipe Stainless Steel With Box RC40 (For RC40-051) RC40-061
Intermediate Pipe S/Steel With Box RC40 From Cat. (For RC40-051) RC40-062

RC40 Mild Steel Twin Boxes Only RC40
Intermediate Pipe Mild Steel Twin Box RC40 System (For RC40) RC4001

PERFORMANCE EXHAUST SYSTEMS CONTINUED

▼ RC40 Exhaust System Mild Steel (Inc: Intermediate Pipe)	GEX40RC
07 RC50 Exhaust System Stainless Steel (Inc: Intermediate Pipe)	GEX50RC

RC40 And RC50 Fitting Kit	GEX40FK
Centre Mounting Poly.	GEX7081P
Bobbin Mounting Poly.	GEX7251P
Late Type Exhaust Hanger Poly.	GEX7661P

RC40 Exhaust System Mild Steel For Injection Catalyst Cars	C-STR811
RC50 Exhaust System Stainless Steel For Injection Catalyst Cars	C-STR811S

Link Pipe Stainless Steel To Rear Boxes	PM34
---	------

CARBON FIBRE REAR BOX:

This real carbon fibre box with stainless steel end caps, weighs just 3.7kg.
08 Fits Mini 1992 on with late type hangers. MT6501

STAINLESS STEEL REAR BOX AND OVAL TAIL PIPE KIT:

Stainless steel central rear box with two exits either side, it requires tail pipes (PMSS-S x 1). PMSS-OE

09 Oval Tail Pipe Kit For PMSS-OE Rear Box	PMSS-S
---	--------

PECO PERFORMANCE EXHAUST SILENCERS:

A popular accessory for any Mini is a Peco exhaust silencer. We stock a range of rear silencers with twin outlet pipes in an upswept style and a single tail pipe in straight or upswept style. They are only available for non catalytic converter 998cc and 1275cc models.

Peco Single Upswept Tail Pipe	MPE101
10 Peco Twin Upswept Tail Pipe 998cc Only	MPE103
11 Peco Single Straight Tail Pipe 998cc Only	MPE102
Peco Single Upswept Tail Pipe 1275cc Only	MPE105
Peco Single Straight Tail Pipe 1275cc Only	MPE106
Peco Twin Upswept Tail Pipe 1275cc Only	MPE107

...rc50 the performance stainless steel exhaust system to have



MOSS

46 | Performance & Tuning

STAINLESS STEEL PERFORMANCE EXHAUSTS

MINIS WITHOUT CATALYTIC CONVERTERS:

For Mini's that do not have catalytic converters fitted we can offer three alternatives; a single box system, twin box system and a conversion to allow the fitment of a rear silencer only. The single box system allows maximum flow by using the straight through link pipe and a single silencer... The twin box system still allows high flow but the addition of the front silencer gives a quieter exhaust note...

Fitting the rear silencer increases gas flow and allows you the sporty exhaust note and look of the full system... Any of the silencers shown opposite can be used with all system variations. Once you have chosen the system you require use the table below, which lists the part numbers you will require, to create your system combination, all components are supplied individually.

MINIS WITH CATALYTIC CONVERTERS:

For Mini's that have a catalytic converter fitted we can only offer two alternatives for either carburettor or Injected models; a single box system, or a conversion to allow the fitment of a rear silencer only. The single box system allows maximum flow by using the link pipes and a single silencer... Fitting the rear silencer increases gas flow and allows you the sporty exhaust note and look of the full system... Any of the silencers shown can be used with all system variations.

The catalyst must be retained for M.O.T. regulations concerning emission controls. Once you have chosen the system you require use the table below, which lists the part numbers you will require, to create your system combination, all components are supplied individually.

FITTING KITS:

The fitting kits include special conversion brackets (where necessary) to convert older subframes to rubber hanger type mounting and hardware to enable trouble free installation of your system.

In some instances components within a kit may not be required, these extra parts are included to reduce the number of kits required. These parts are gaskets, nuts, bolts etc... parts which are useful to have as spares.

EXHAUSTS FOR MINIS WITHOUT CATALYTIC CONVERTERS:

01 Single Box Manifold (Mini Carburettor Pre Catalyst)	WPE1000X
Manifold Fitting Kit	WPE3001X
Front Link Pipe	WPE1100X
Rear Link Pipe	N/A
(Choose from the selection of performance stainless steel rear silencers**).	

Twin Box Manifold (Mini Carburettor Pre Catalyst)	WPE1000X
Manifold Fitting Kit	WPE3001X
Front Link Pipe	WPE1102X
Rear Link Pipe	WPE2001X
(Choose from the selection of performance stainless steel rear silencers**).	

Manifold Rear Silencer Only (Mini Carburettor Pre Catalyst)	N/A
Manifold Fitting Kit	N/A
Front Link Pipe	N/A
Rear Link Pipe	WPE1105X
(Choose from the selection of performance stainless steel rear silencers**).	

S/STEEL PERFORMANCE EXHAUSTS CONTINUED

EXHAUSTS FOR MINIS WITH CATALYTIC CONVERTERS:

Single Box System Manifold (Mini Carburettor With Catalyst)	WPE1000X
Manifold Fitting Kit	WPE3001X
Front Link Pipe	WPE1102X
Rear Link Pipe	WPE1103X
Blanking Plug For WPE1103X	WPE1104X
(Choose from the selection of performance stainless steel rear silencers**).	

Rear Box Only Manifold (Mini Carburettor With Catalyst)	N/A
Manifold Fitting Kit	N/A
Front Link Pipe	N/A
Rear Link Pipe	WPE1103X
Blanking Plug For WPE1103X	WPE1104X
(Choose from the selection of performance stainless steel rear silencers**).	

Single Rear Box Manifold (1300 Injection With Catalyst)	WPE1000X
Manifold Fitting Kit	WPE3001X
Front Link Pipe	WPE1102X
Rear Link Pipe	WPE1103X
Blanking Plug For WPE1103X	WPE1104X
(Choose from the selection of performance stainless steel rear silencers**).	

Rear Box Only Manifold (1300 Injection With Catalyst)	N/A
Manifold Fitting Kit	N/A
Front Link Pipe	N/A
Rear Link Pipe	WPE1103X
Blanking Plug For WPE1103X	WPE1104X
(Choose from the selection of performance stainless steel rear silencers**).	

choose from a selection of quality stainless steel performance rear silencers...

**STAINLESS STEEL PERFORMANCE REAR SILENCERS:

SIDE EXIT SINGLE TAIL PIPE:

02 Single Pipe Side Exit Inward Rolled Lip Stainless Steel	WPE2008X
03 Single Pipe Side Exit Outward Rolled Lip Stainless Steel	WPE2004X
Fitting Kit	WPE3003X

CENTRE EXIT SINGLE TAIL PIPE:

04 Single Pipe Centre Exit Inward Rolled Lip Stainless Steel	WPE2005X
05 Single Pipe Centre Exit Outward Cut Lip Stainless Steel	WPE2002X
Fitting Kit	WPE3002X

CENTRE EXIT TWIN TAIL PIPES:

06 Twin Pipe Centre Exit Straight Cut* Stainless Steel	WPE2003X
(*Due to the position of the tail pipes on these silencers, they are not available with an outward rolled edge).	
07 Twin Pipe Centre Exit Inward Rolled Lip Stainless Steel	WPE2006X
Fitting Kit	WPE3002X

CENTRE EXIT 'DTM' STYLE TWIN TAIL PIPES:

08 Twin Pipe Centre Exit Straight Cut 'DTM' Style Stainless Steel	WPE2007X
Fitting Kit	WPE3002X



01



04



06



02



07



03




05



08

48 | Performance & Tuning



01


silicone
leads for
performance...



05



02



03



04

NEW

HIGH TORQUE STARTER MOTOR

This high torque starter motor offers increased torque and is a straight replacement for O.E. it weighs just 3.9kg. The huge increase in cranking power therefore essential for engines with increased compression ratios.

01 High Torque Starter Motor

GXE4404X

SPARK PLUGS AND LEADS

Changing leads and plugs on a regular basis ensures the engine performs well. NGK are renowned for making high performance plugs giving a strong spark and long life. There are two types two plug leads available. The first are a set of replacement leads, while the second are a higher grade lead which has a wire wound silicone core for high performance purposes.

02 NGK Spark Plug All Engine Sizes - Standard Tune

BP6ES

NGK Resistor Spark Plug All Engine Sizes - Standard Tune
(For radio suppression).

BPR6ES

NGK Spark Plug - Tuned Road

BP7ES

NGK Spark Plug With Gold Palladium Electrode - Tuned Road

BP7EVX

NGK Spark Plug With Gold Palladium Electrode - Highly Tuned

BP8EVX

Replacement Spark Plug Lead Set

GHT241

03 Silicone Spark Plug Lead Set

TMG10872

NEW

DISTRIBUTOR CAPS

dissy caps with a difference...



Distributor Cap Cooper 1300cc & SE - Blue

GDC156BLUE

04 Distributor Cap Cooper 1300cc & SE - Red

GDC156RED

Distributor Cap Cooper 1300cc & SE - Clear

GDC156CLEAR

COMPETITION DISTRIBUTORS

When using improved camshaft and cylinder heads, the ignition requirements will change, necessitating the need for a modified advance curve, making maximum use of available power. The standard unit gives too much advance in the rev range. Not for electronic ignition cars.

43D With Vacuum Advance 1275cc (SU Carb)

TMG10871

43D Without Vacuum Advance 1275cc (SU Carb)

100AYS

05 Competition Without Vacuum Advance (Weber)

TMG10873

A+ Engine With Vacuum Advance (SU Carb)

100AYP

NEWTRONIC IGNITION KIT

Why not eliminate all those nasty fiddly problems associated with points, such as varying gap and dirt contamination (cause of bad starting), bounce at high engine speed, and even having to change the points periodically. The solution is to fit an aftermarket electronic ignition system. Newtronic (formerly Piranha) electronic ignition system offers the benefits of a full electronic system at a fraction of the cost. An optical trigger pick up is fitted to the distributor spindle, which has the bonus of automatically compensating for shaft wear. For fast road or competition use, a gold switching unit and Lucas sports coil is recommended.

06 25D Distributor Electronic Ignition Kit

TT2970

45D Distributor Electronic Ignition Kit

TT2971

45D Distributor Conversion Kit

TT2980-09

49D Distributor Conversion Kit A+ Engine

TT2980-09B

Ducellier Distributor Conversion Kit A+ Engine

TT2980-102A

Power Kit Silver Switching Unit For Standard Coil

TT2977

Power Kit Gold Switching Unit For Sports Coil

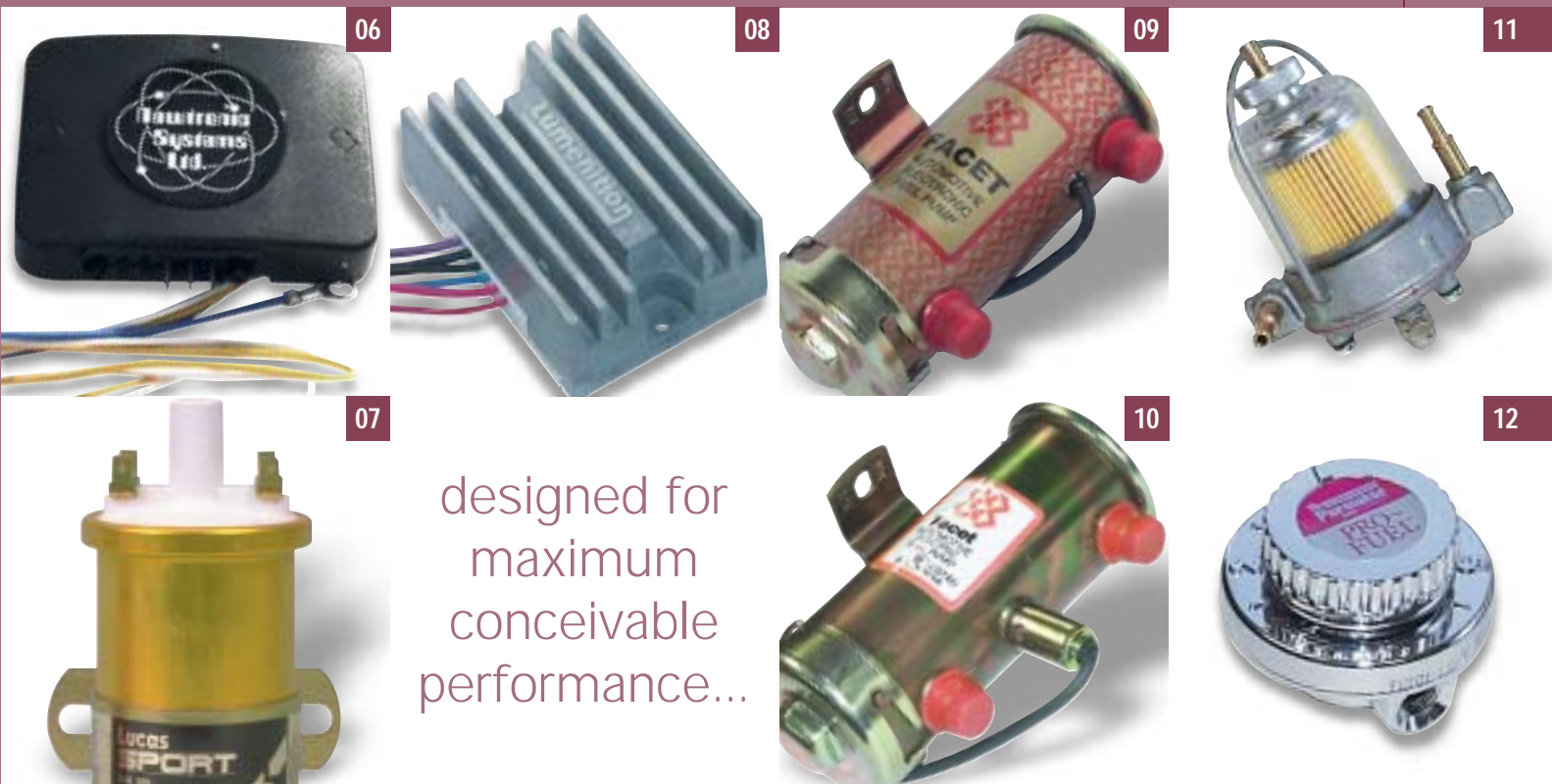
TT2978

07 Lucas 12 Volt Sports Coil

TT2981

Lucas 6 Volt Sports Coil For Ballast Resistor Coils 1984 On

TT29812



designed for
maximum
conceivable
performance...

LUMENITION IGNITION KIT

This ignition system is designed for the maximum conceivable performance from a 4 cylinder Mini. It uses a high power module and optical eye system and eliminates points and condenser, to give years of trouble and maintenance free motoring. Complete kits available with or without ignition coil. Note: The correct type of low resistance electronic ignition coil must be used with this power module; neither standard 12v or 6v types of coil are suitable.

08 Power Module And Optical Eye System - Road Use	PMA50
Performance Ignition Kits Less Coil - Competition Use	CEA150
Performance Ignition Kits With Coil - Competition Use	CEK150
Fitting Kit For 45DE4 Electronic Distributor	LFK109
Fitting Kit For 43/45D Distributor	LFK117
Fitting Kit For 59D Distributor	LFK121

ELECTRIC FUEL PUMP KITS AND REGULATORS

These fuel pumps and pressure regulators are for non injection Minis only. If you have a modified engine in your Mini and you are using the standard mechanical fuel pump you may experience fuel starvation. If this occurs the fitting of an electric pump should solve the problem. These pumps not only have higher pressure but also a better fuel flow rate, enabling your carburettor to work at its best. The fitting of a filter/regulator is also worthwhile allowing exact matching of flow and pressure to the carburation set-up. The regulator allows you to set up the pressure using a dial and can save fuel in town traffic conditions. Hoses and electric cables are not supplied with the kits.

SOLID STATE FUEL PUMP KITS:

These pumps are required to be fitted within 12 inches of the fuel supply (tank) and below the fuel outlet because they rely on gravity feed.

Negative Earth Fuel Pump Kit 18 Gal/hr Flow Rate 4.0-5.5 psi	TMG2931K
Negative Earth Fuel Pump Kit 25 Gal/hr Flow Rate 6.0-7.0 psi	MGS2931

PUMP KITS AND REGULATORS CONTINUED

INTERRUPTER FUEL PUMP KITS:

These pumps can be mounted either at the front or rear of the car.

09 Negative Earth Fuel Pump Kit 18 Gal/hr Flow Rate 4.0 psi	TMG2930K
10 Positive Earth Fuel Pump Kit 18 Gal/hr Flow Rate 4.0 psi	TMG2930P
Negative Earth Fuel Pump Kit 25 Gal/hr Flow Rate 5.0 psi	MGS2930K
Negative Earth Fuel Pump Kit 38 Gal/hr Flow Rate 6.5-7.0 psi	TT2930

Inertia Switch (Inline switch cuts electrical supply to pump)	C41220A
---	---------

11 67mm Deep Glass Bowl Fuel Filter/Regulator - 1/4 Unions	TT2927
85mm Deep Glass Bowl Fuel Filter/Regulator - 5/16 Unions	TT2928
12 Fuel Pressure Regulator - 1/4 Unions	PRO53
Fuel Pressure Regulator - 5/16 Unions	PRO54


FUEL PUMP UNIONS:

Straight Union - 1/4 (6mm) 1/8 npt	FPA903B
Straight Union - 5/16 (8mm) 1/8 npt	MOC1604
Straight Union - 3/8 (10mm) 1/8 npt	FPA904
90 Degree Union - 5/16 (8mm) 1/8 npt	MOC1841
90 Degree Unions - 5/16 (8mm) 1/4 npt (Pair)	FPA902A
90 Degree Unions - 5/16 (8mm) 1/4 npt (Pair)	FPA902B

FUEL FILTER UNIONS:

Unions - 1/4 (6mm) 1/8 npt (Pair)	TT29321
-----------------------------------	---------





HS2 AND HS4 TWIN CARBURETTOR KITS

HS2 CARBURETTOR KITS:

HS2 Twin Carburettor Kit includes manifold, heat shields, carbs, linkages, air filters etc... MST017A

HS2 Twin Carburettor Kit includes manifold, heat shields, carbs, linkages etc... (except air filters). FZX3052

HS2 Twin Carburettors Only AUD662T

HS4 CARBURETTOR KITS:

HS4 Twin Carburettor Kits includes manifold, heat shields, carbs, linkages, air filters etc... MST017B

HS4 Twin Carburettor Kits includes manifold, heat shields, carbs, linkages etc... (except air filters) FZX3054

NEW 1275cc WEBER AND DELLORTO CARBS.

The carburettors we supply are fitted with the basic jets/chokes that are correct for most applications, although these will still require fine tuning on the vehicle to receive maximum performance and economy.

DELLORTO CARBURETTORS:

40 DHLA - Road TT29573008
40 DHLA - Fast Road TT29573208
45 DHLA - Competition TT29593208

WEBER CARBURETTORS:

40 DCOE - Road TT29343008
40 DCOE - Fast Road TT29543308
45 DCOE - Competition TT29353409

1275cc WEBER JET SELECTION

1275cc	40 ROAD	45 FAST ROAD	45 FAST ROAD AND SPRINT	45 RACE
Auxiliary Venturi	3.5	4.5	4.5	4.5
Choke	34	36	38	40
Main Jet	145	150	170	200
Air Cor.	175	180	180	175
Emulsion Tube	F2	F2	F2	F2/F9
Pump Jet	45	50	55	55/60
Idle Jet	45F8	50F8	55F8	55F8

1275cc DELLORTO JET SELECTION

1275cc	40 ROAD	45 FAST ROAD	45 FAST ROAD AND SPRINT	45 RACE
Auxiliary Venturi	3.5	4.5	4.5	4.5
Choke	34	36	38	40
Main Jet	145	150	170	200
Air Cor.	175	180	180	175
Emulsion Tube	F2	F2	F2	F2/F9
Pump Jet	45	50	55	55/60
Idle Jet	45F8	50F8	55F8	55F8

NEW ALLOY THROTTLE BODIES

Alloy replacement for cracked or warped standard plastic throttle body, available in standard 48mm and 52mm for engines with modifications.

48mm Alloy Throttle Body (Replacement) MPI MT3601
52mm Alloy Throttle Body (Replacement) MPI MT3602

(Note: Jet selections shown are a basis to work from, they may need adjustment to suit your application, this can only be carried out on a rolling road).

Nitrous Oxide

KITS



N₂O...

MOSS

The use of nitrous oxide (N₂O) as a performance enhancement has been traced back to World War II, where it was employed to give Allied aircraft "emergency" boosts in both airspeed and altitude capabilities. Nitrous Oxide vs. Other Performance Products. Pound for pound, nitrous oxide offers the most performance a consumer can buy. You could spend thousands of pounds on carburation, a manifold, valve train components, exhaust, pistons, porting, supercharging, or turbo charging to get the same amount of extra horsepower that a nitrous system would provide for just a few hundred pounds. Although this doesn't mean you won't benefit if you also install other performance parts. Once you have installed a nitrous system, all those other performance parts just increase the nitrous power. If you just have a few pounds and want lots of extra power, the best choice is an MOSS nitrous system.

Nitrous Oxide Single Inlet Kit (SU Carb)
Nitrous Oxide Twin Inlet Kit (Weber/Dellorto)

MT3111
MT3112

NEW

52 | Performance & Tuning



anodised
finish...

silver, red,
or blue...

DASH POTS AND RAM PIPES CONTINUED

HIF4/44 Ram Pipes - Silver	SFR4430
03 HIF4/44 Ram Pipes - Blue	SFR4430B
HIF4/44 Ram Pipes - Red	SFR4430R
HIF4/44 Ram Pipes - K&N Stacks	KN85-5041

improve air flow to the carbs...

Weber 40 DCOE Ram Pipe - Silver	SFRW4030
Weber 40 DCOE Ram Pipe - Blue	SFRW4030B
Weber 40 DCOE Ram Pipe - Red	SFRW4030R
Weber 45 DCOE Ram Pipe - Silver	SFRW4530
Weber 45 DCOE Ram Pipe - Blue	SFRW4530B
04 Weber 45 DCOE Ram Pipe - Red	SFRW4530R

DASHPOT COVERS:

05 HS2 Dashpot Cover - Silver	SFR22
HS2 Dashpot Cover - Blue	SFR22B
HS2 Dashpot Cover - Red	SFR22R

HS4/6 Dashpot Cover - Silver	SFR23
06 HS4/6 Dashpot Cover - Blue	SFR23B
HS4/6 Dashpot Cover - Red	SFR23R

HIF Carb. Dashpot Cover - Silver	SFR24
HIF Carb. Dashpot Cover - Blue	SFR24B
07 HIF Carb. Dashpot Cover - Red	SFR24R

RAM PIPES FOR WEBERS AND DELLORTOS

40 DCOE/DHLA CARBURETTORS:

16mm Long Ram Pipe	KNSS1640
26mm Long Ram Pipe	KNSS2460
01 39mm Long Ram Pipe	KNSS3940

45 DCOE/DHLA CARBURETTORS:

16mm Long Ram Pipe	KNSS1645
26mm Long Ram Pipe	KNSS2465
39mm Long Ram Pipe	KNSS3945

ANODISED DASH POTS AND RAM PIPES

Full radiuses ram pipes improve air flow into the carburettor, ideal for use with or without filters (space permitting). K&N ram stacks are designed for their filter assemblies.

RAM PIPES:

HS2 Ram Pipes - Silver	SFR230
HS2 Ram Pipes - Blue	SFR230B
HS2 Ram Pipes - Red	SFR230R
HS2 Ram Pipes - K&N Stacks	KN85-5038

02 HS4 Ram Pipes - Silver	SFR430
HS4 Ram Pipes - Blue	SFR430B
HS4 Ram Pipes - Red	SFR430R
HS4 Ram Pipes - K&N Stacks	KN85-5039

HS6 Ram Pipes - Silver	SFR630
HS6 Ram Pipes - Blue	SFR630B
HS6 Ram Pipes - Red	SFR630R
HS6 Ram Pipes - K&N Stacks	KN85-5040



RAM AIR PERFORMANCE FILTERS

Ram Air foam construction of multiple layers for most efficient filtering with least air restriction, the polymer coating acting as the filtering medium. Using alloy back plates and special quick release retainers, the design allows 180° air flow.

most efficient filtering with least air restriction...

HS2 Vertical Offset Filter Assembly 50mm Deep	RS2257401
HS4 Vertical Offset Filter Assembly 50mm Deep	RS2201401
HS4/HIF4 Filter Assembly 50mm Deep	RS2202401
HS4/HIF4 Filter Assembly 65mm Deep	RS2202402
HS6 Vertical Offset Filter Assembly 50mm	RS2248401
HS6 Vertical Offset Filter Assembly 65mm	RS2248402
Twin HS2 Filter Assembly 50mm Deep	RT2250423
Twin HS4 Filter Assembly 50mm Deep	RT2246423

Weber 40DCOE Filter Assembly 50mm Deep	RS2236401
Weber 45DCOE Filter Assembly 50mm Deep	RS2237401
Weber 45DCOE Filter Assembly 65mm Deep	RS2237402

08 Replacement Element 1.3i Cooper	CE1052
09 Induction Kit 1.3i Cooper	CI316

RAM AIR FLUIDS:

► Filter Cleaner Fluid 1 litre	FCPRC3
10 Polymer Replacement Bottle	FTDRP6
Ram Air Spray Head For Polymer Bottle	FTA001





08



11




13



09



12



14

K&N PERFORMANCE AIR FILTERS

K&N Air Filters are probably the most efficient way of ensuring clean, dirt free air for the engine without compromising performance. We can supply a tapered filter to fit as a replacement to the standard filter and case assembly within the confines of the engine bay, and, for those of you who wish to have the increase in cleaning and air flow efficiency without the increased noise, we can offer a replacement filter element to fit directly into the standard filter casing.

Twin HS2 Pancake Filter 850/1000/1275cc To 1974	KN56-1630
Twin HS4 K&N Filter Assembly	KN56-9128
11 Tapered HS4 K&N Filter 1000cc	KN56-9320
Tapered HIF44 K&N Filter Cooper 1300cc	KN56-9330
Tapered HS6 K&N Filter	KN56-9327
HS6/HIF6/HIF44 Offset Small Oval Filter	KN56-9142
HS6/HIF6/HIF44 Offset Large Oval Filter	KN56-9222

K&N AIR FILTER KIT:

12 SPI Performance Filter Kit (Complete With Cold Air Ducting Kit)	KN57-0082
---	-----------

K&N REPLACEMENT ELEMENTS:

HS2 Replacement Element (Standard Case) Non Injection (Single or two for twin carbs).	KNE9001
HS4 & HIF38 Replacement Element (Standard Case) Non Injection	KNE2601
13 SPI & MPI Replacement Element (Standard Case) With Injection	KNE9172

BREATHER FILTERS:

Engine Breather Filter (Inlet)	KN62-1010
Crank Breather Filter	KN62-1330

K&N FLUIDS:

K&N Cleaning Fluid	KN99-0621
K&N Filter Oil	KN99-11311

NEW SILICONE COOLANT HOSE KITS

The Samco sport hose kits provide a unique opportunity to upgrade your engine hoses to a product that is simply unrivalled worldwide for performance and looks. These direct replacement silicone hoses are available in seven striking colours to blend with your engine the way you want. Whatever colour you choose just remember, you're fitting the finest coolant silicone hoses that are designed to perform under pressure.



1275cc S KIT:

(Includes top and bottom hose and two lengths of heater hose).

Silicone Coolant Hose Kit - Yellow	MT3181
Silicone Coolant Hose Kit - Blue	MT3182
Silicone Coolant Hose Kit - Purple	MT3183
Silicone Coolant Hose Kit - Red	MT3184
14 Silicone Coolant Hose Kit - Green	MT3185
Silicone Coolant Hose Kit - Black	MT3186
Silicone Coolant Hose Kit - Orange	MT3187

1275cc GT KIT:

(Includes top and bottom hose and two lengths of heater hose).

Silicone Coolant Hose Kit - Yellow	MT3191
Silicone Coolant Hose Kit - Blue	MT3192
Silicone Coolant Hose Kit - Purple	MT3193
Silicone Coolant Hose Kit - Red	MT3194
Silicone Coolant Hose Kit - Green	MT3195
Silicone Coolant Hose Kit - Black	MT3196
Silicone Coolant Hose Kit - Orange	MT3197

available in seven striking colours...

54 | Performance & Tuning



NEW HIGH PERFORMANCE COOLING RADIATORS

To overcome cooling problems with tuned or mini in hot climates we have the 2 core radiator, this rad has 2 rows of large cores with v shaped gills. It therefore does not have the capacity that the 4 core has and relies more on air flow. So if the vehicle is to be used off road in any way we would recommend using the 4 core radiator.

2 Core High Performance Radiator - Road/Race	GRD4442
2 Core High Performance Radiator With Fan Switch - Road/Race	GRD4443
01 4 Core High Performance Radiator - Grass Track/Auto Cross	GRD4444

NEW ALUMINIUM COOLING RADIATORS

Aluminium radiators are made to high specification, aluminium radiators are substantially more efficient then the original unit in which they replace. This leads to an overall increase in performance and reliability.

02 Aluminium Radiator	MT3104
------------------------------	--------

Mini miglia race radiator, front mounted, length 600mm height 260mm core 32mm inlet/outlet, left hand side.

03 Mini Miglia Aluminium Radiator	MT3105
--	--------

NEW KENLOWE HOT START KIT

Kenlowe manufacture a hot start kit which enables you to pre-heat the water system from the domestic electricity supply eliminating cold engine starts (which as the advert states is the time when most of the engine wear takes place). Very useful on cold mornings or for cars that frequently do short journeys.

04 Kenlowe Hot Start Kit	KLH1000X
---------------------------------	----------

KENLOWE COOLING FAN KIT

The kit includes fan, motor, thermostatic switch, wiring, mounting hardware and instructions to complete the installation. A manual over-ride switch is also available separately which allows the driver to second-guess the thermostatic switch; a useful touch if stuck in traffic. The cooling fan can be used in conjunction with the standard fan if you are having over heating problems. This fan kit can only be used on vehicles that do not already have an electric cooling fan fitted as standard.

05 Kenlowe Fan Kit	GAC8411X2
Manual Over-Ride Switch	TT2948

NEW ELECTRIC WATER PUMP KIT

This exciting new concept offers more available engine power, better mpg, improved cooling with quicker warm up and longer engine life. It is supplied in kit form to replace existing belt driven water pumps. Use with an adjustable electronic controller which supplies exact voltage to govern water pump speed to achieve desired cooling requirements. Owners of older cars with troublesome original pumps have also achieved new found cooling reliability. The existing belt driven pump is inefficient in that to allow sufficient circulation at low speed, the flow generated at medium to high speeds is not required and is wasteful of engine power as is the energy required to speed up a mass of water through a restrictive radiator during hard acceleration. Water circulation ceases on turn off and engines are often "cooked" by switching off after a high speed run.

The water pump may be fitted in any location where it can be connected into the bottom hose, adaptors are supplied to suit various hose diameters. It is not necessary to completely remove the existing water pump. The pump pulley can be disconnected and a shorter belt used, the pump will then idle and offer no resistance to flow. Alternatively the old impeller may be removed from the shaft.

06 Electric Water Pump Kit	MT3101
-----------------------------------	--------




more engine
power, better
mpg, improved
cooling...



08



07



09

NEW ELECTRIC WATER PUMP (EWP) CONTROLLER

The electronic controller is mounted under the dashboard where adjustment dial can be reached, all wiring and connectors are supplied. The temperature sensor is a thin flexible rod which is inserted into the existing thermostat housing, thermostat itself is removed. Wiring on battery side of ignition switch will allow pump to run on.

for short duration racing...

Comprehensive instructions and wiring diagrams are supplied. For short duration racing where no alternator is used and current used is of no significance an adjustable thermostatic or on/off switch may be used. For serious competitors the ability to tailor flow will enable redesign of the entire cooling system resulting in smaller radiators with obvious advantages. For all competitors the time wasted in taping up radiators to achieve correct temperatures will be a thing of the past.

07 Electric Water Pump Speed Controller (For MT3101)

MT3102

NEW SMALL ELECTRIC WATER PUMP

Nylon pump body with push on connections. Sealed bearing motor with magnetic drive to centrifugal pump. Use with EWP pump if impaired heater performance is experienced or in LPG installations requiring a heated manifold.

08 Small Electric Water Pump

MT3103


6 BLADE FAN

Add extra air flow with this 6 blade fan, as used on export Minis.

09 6 Blade Fan

2A998

56 | Performance & Tuning



NEW

BRAKE MASTER CYLINDER

- 01** Brake Master Cylinder .70 Bore Large Round Reservoir Cooper S GMC172

UPDATED BRAKE PADS

Below are a selection of updated pads for all types of calipers fitted to the Mini.

- | | |
|--|-----------|
| EBC Green Stuff Pad Set For 10" Wheel 998 Cooper | GBP102G |
| EBC Kevlar Pad Set For 10" Wheel 998 Cooper | GBP102KV |
| Mintex M1144 Pad Set For 10" Wheel Cooper S & 1275cc | 8G8996 |
| EBC Green Stuff Pad Set For 10" Wheel Cooper S & 1275cc | GBP103G |
| EBC Kevlar Pad Set For 10" Wheel Cooper S & 1275cc | GBP103KV |
| Mintex M1144 Pad Set For 1275cc To 1974 & 1984 On | STR5051 |
| 02 Mintex M1155 Race Pad Set For 1275cc To 1974 & 1984 On | STR5052 |
| 03 EBC Green Stuff Pad Set For 1275cc To 1974 & 1984 On | STR505G |
| EBC Kevlar Pad Set For 1275cc To 1974 & 1984 On | STR505KV |
| Mintex M1144 Pad Set For 4 Pot Calipers | TMG309474 |

ALLOY HANDBRAKE QUADRANT

- 04** Alloy Handbrake Quadrant Dry Suspension (Pair) KAD1013282

NEW

SIX POT BIG BRAKE DISC KIT

For 13" wheels where a no compromise front brake setup is required our big disc conversion can be used. This combines our one piece Type B six pot caliper with a 265 x 18mm vented disc with separate alloy mounting bell. Supplied with fast road pads and front braided brake lines. this is a competition oriented brake upgrade as the calipers are not fitted with dust seals.

- 05** Six Pot Big Brake Disc Kit MT5411

ANODISED ALLOY BILLET CALIPERS AND DISCS

These alloy 4 pot callipers, are machined from 6082T6 aluminium giving superb braking power without increased braking effort. Available for either vented or non vented brake discs, these suit 10", 12" or 13". These alloy 4 pot callipers, are machined from 6082T6 aluminium giving superb braking power without increased braking effort. Available for either vented or non vented brake discs, these suit 10", 12" or 13" wheel set ups. To convert 1984 on cars from 12" to 10" wheels you'll need the new drive flange and brake disc. Available in a range of three anodised colours, blue, silver or gold.

- | | |
|--|----------|
| Anodised Alloy Billet Calipers For Vented Discs - Silver | MS0509 |
| 06 Anodised Alloy Billet Calipers For Vented Discs - Gold | MS0509G |
| 07 Anodised Alloy Billet Calipers For Vented Discs - Blue | MS0509B |
| Anodised Alloy Billet Calipers For Non Vented Discs - Silver | MS0509S |
| Anodised Alloy Billet Calipers For Non Vented Discs - Gold | MS0509SG |
| Anodised Alloy Billet Calipers For Non Vented Discs - Blue | MS0509SB |

BRAKE DISCS FOR ALLOY CALIPERS:

As these calipers are designed to fit under 10", 12", and 13" wheels, the following discs will need to be fitted when converting from the 8.4" as fitted to 1984 on Minis, to 7.9" disc assembly. (10" wheel assembly).

- 08** 7.9" Vented Brake Disc (Pair) MS0508
 7.9" Non Vented Brake Disc (Pair) MS0508S
 Drive Flange (Each) 21A2695

4 POT ALLOY BRAKE CALIPERS AND DISCS

These alloy callipers are an essential upgrade for the brake system if you intend to increase the power of your engine. Two variations are available for 10" or 12" wheels. These are for use only with a vented disc and will also require new drive flanges.

- | | |
|---|------------|
| 4 Pot Alloy Caliper 10" Wheel | KAD1013294 |
| 09 4 Pot Alloy Caliper 12" Wheel | KAD1013296 |
| Vented Disc For 10" Wheel | KADDISC10 |
| Vented Disc For 12" Wheel | KADDISC12 |
| Drive Flanges | RUC10005 |

SUPERFIN ALLOY BRAKE DRUMS

A brand new superior lightweight alloy brake drum, pressure die cast with 25% more fins for extra cooling to improve braking efficiency and built-in spacer to give increased strength and reliability. Direct replacement for all post 1984 cars, Cooper "S" and 1275 GT's rear drums.

- 10** SuperFin Alloy Brake Drums MS0507

NEW

BRAIDED BRAKE AND CLUTCH HOSES

The braking efficiency of your car can be increased by using high quality stainless steel braided brake hoses. Normal hoses expand slightly when brakes are applied. This expansion can now be reduced by using the stainless steel braided hoses, thus improving the 'feel' of the pedal.

- 11** Braided Brake Hose Set All Disc Brake Models GAC8412X
 Braided Diaphragm Clutch Hose Clutch GAC8446X
 Braided Verto Clutch Hose GAC8447X
 Stainless Steel Servo Master Cylinder Brake Hoses (Pair) MT5501
 (Servo mounted master cylinder to valve on bulk head. From Master cylinder to Pressure reducing valve on bulkhead. Allows Master Cylinder to be removed and hung over R/H wing with out separating brake lines).
 Front Stainless Steel Brake Hoses (Pair) MT5102
 Front Stainless Steel Brake Hoses 4 Pot Caliper Conv. Kit (Pair) MT5103
 (Single supply from master cyl to twin feed at caliper).
 S/Steel 5 Brake Hose Kit Front/Rear/Inc. GAC8447X Clutch Hose MT5105
 S/Steel 5 Brake Hose Kit Front/Rear/Inc. GAC0080 Clutch Hose MT5401
 Rear Stainless Steel Brake Hoses (Pair) MT5101
 Rear Stainless Steel Brake Hoses (Pair) MT5104
 (From subframe to wheel cylinder).

METAL FLEX BRAKE PIPE SETS

- | | |
|---|----------|
| Metal Flex Brake Pipe Set Cooper Mkl & S | HGB1017 |
| Metal Flex Brake Pipe Set Cooper MklII/III | HGB1018 |
| Metal Flex Brake Pipe Set Single Line To August 1969 Dry Cone Sus. | HGB4991 |
| Metal Flex Brake Pipe Set Single Line August 1969 On Dry Cone Sus. | HGB4882 |
| Metal Flex Brake Pipe Set Front/Rear Split 1980-89 | HGB4999 |
| Metal Flex Brake Pipe Set Front/Rear Split LHD 1980-89 | HGB4999L |
| Metal Flex Brake Pipe Set Single Line To Aug. 1969 Hydrolastic Sus. | HGB5001 |
| Metal Flex Brake Pipe Set Single Line Aug. 1969 On Hydrolastic Sus. | HGB5002 |
| Metal Flex Brake Pipe Set Single Line LHD Aug 1969 On Hydro. Sus. | HGB5002L |
| Metal Flex Brake Pipe Set Van/Estate Dual System 1978 On | HGB5007 |
| 12 Metal Flex Brake Pipe Set Front/Rear Split Imp. Master Cyl. 1978-80 | HGB5008 |
| Metal Flex Brake Pipe Set Front/Rear Split Imp. Master Cyl. LHD 78-80 | HGL5008 |
| Metal Flex Brake Pipe Set Front/Rear Split 1977-78 | HGB5014 |

58 | Performance & Tuning

NEW STEERING QUICK RACKS

If you are interested in performance driving then you know reaction time from the driver to the car is critical; the time it takes to turn the steering wheel to the desired angle is important! The stock rack is 2.7 turns lock to lock, our quick ratio is 2.2 turns!

reaction time is critical...

- 01 Steering Quick Rack RHD
- ▶ Steering Quick Rack LHD

CAJJ1570
CAJJ1571

STEERING COLUMN DROP BRACKET

The drop bracket allows steering column to be dropped to bring the steering wheel into a more comfortable driving position, required when positioning drivers seat lower or further back.

- 02 Steering Column Drop Bracket To 1996 (Non Airbag)

GAC8426X

NEGATIVE CAMBER BOTTOM ARMS

Adding negative camber improves the ability of the car to turn-in on a corner and as weight is transferred to the outside wheel, it will increase the contact area between the tyre and the road, giving you more grip. These replacement lower arms offer varying degrees of negative camber over the standard item; i.e. if a standard car leaves the factory with 1° positive camber, then fitting these arms will give 0.5° negative camber. Also available are a pair 1.5° camber arms for road use, and the 2° and 3° arms are more suitable for competition use. Note: Because the front suspension consists of 2 unequal length arms, lowering the front ride height increases negative camber and conversely raising the front ride height will increase the positive camber.

- 1.5° Camber Arm (Pair)
- 03 2° Camber Arm (Pair)
- 3° Camber Arm (Pair)

WPT9001X
WPT90012X
WPT90013X

NEW ADJUSTABLE LOWER ARMS

One piece, forged, spherical-jointed rod end, adjustable lower arms (with joint) to allow adjustment for camber. Heat treated and crack tested.

- Adjustable Lower Arms (Pair)


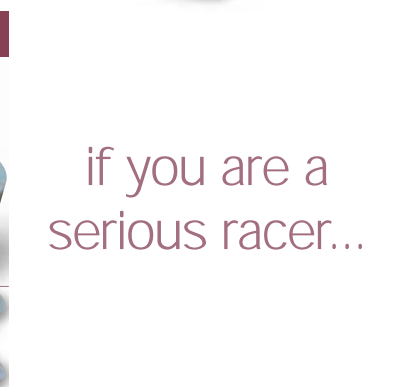
C-AJJ3363

HEAVY DUTY TIE BARS

Tie bars perform the important function of controlling the front to rear movement of the front wheels under acceleration and braking. With recent improvements in the braking components that are now available for the Mini, it is possible for the standard tie bars to flex. This reduces the stability of the car and produces a feeling that the car is wandering. The increased diameter of these "HEAVY DUTY" tie bars reduces this problem. These tie bars also enable you to adjust the castor angle of the front suspension. The castor angle determines the amount of self centring of the steering. Note: The more castor angle, the more effort is required to turn the steering wheel. 3° of castor is specified by Rover as the optimum setting.

- 04 Heavy Duty Tie Bars

WPT9003X



if you are a
serious racer...

UPDATED SUSPENSION BUSHES

These high quality bushes offer better suspension location but without the added noise given by harder materials. Polyurethane bushes are easily fitted requiring no alterations, they are oil resistant, self lubricating and will not perish. Available for front suspension lower arms and tie bar.

Front Suspension Lower Arm Poly. Bush (4 Per Car)	21A1882P
05 Front Suspension Tie Bar Poly. Bush (4 Per Car)	31G1155P
Tie Bar End Harder Spec. Rubber Bush - Road (Each)	31G1155H
Tie Bar End Harder Spec. Rubber Bush - Race (Each)	31G1155VH
Tie Bar Harder Spec. Rubber Bush Kit - Race	C-STR629
Lower Top Rear Shock Absorber Top Poly. Bush	21A1314P
Upper Top Rear Shock Absorber Top Poly. Bush	GZS1477P

SOLID SUBFRAME MOUNTS

In 1976 Rover decided to rubber mount the front subframe to reduce the amount of road noise transmitted through the bodyshell. This was a backward step as far as handling was concerned as even when new, the rubber mountings allowed a noticeable amount of subframe movement. The first thing that any racer worth his salt does is throw them in the dustbin!

Maximum benefit is gained by replacing the two rubbers under the large top mounting bolts without drastically increasing transmitted road noise. If you are a serious racer improvements are also possible by replacing the lower mountings with our high tensile aluminium alternatives. Solid aluminium mountings are also available for the rear subframe. These are alloy high tensile trunnion mounts and are anodised blue. The kit also includes new fittings. Polyurethane bushes are also available for the rear subframe mounts. Supplied individually.

06 Alloy Front Subframe Top Mountings (Top & Bottom Pads) (Pair)	CSTR640
Alloy Front Subframe Top Mountings (Just Top Bush)	KAD1013297
Poly Front Subframe Top Mountings (Just Top Bush)	KGE100050P
Poly Front Subframe To Body Lower Mounting (Just Lower Pad)	KGE100060P
Alloy Front Subframe To Body Lower Mounting (Just Lower Pad)	21A2598X

Alloy Front Subframe Forward Mounting Kit (Both Sides)	CSTR641
Alloy Front Subframe Forward Mountings	21A2624X

07 Poly. Front Subframe Forward Mountings	21A2624P
--	----------

Steel Front Subframe Rear Mountings (Pair)	CSTR642
Poly. Front Subframe Rear Mounting	21A2599P

Alloy Rear Subframe Trunnion Mounting Kit To 1976	WPT9006X
Alloy Rear Subframe Trunnion Mounting Kit 1976 On	WPT9007X

Rear Subframe Mounting Poly. Bush To 1976	2A5818P
Bush Rear Subframe Mounting Poly. Bush 1976 On	21A2560P

CASTER/CAMBER GAUGE

This gauge allows you to correctly set up your suspension to get the best from your mini where it excels most (the corners). Very easy to use supplied with instructions.

08 Caster/Camber Gauge

CCG001

REAR CAMBER BRACKETS

As with the front suspension, a small amount of negative camber on the rear suspension will improve handling. These brackets replace the standard outer radius arm bracket and will give 1 1/2° more negative camber. Unlike the front suspension, raising or lowering the rear ride height will not affect the camber angle. It is recommended that when more negative camber is used on the front that the rear should also be given more negative camber, to balance both handling and appearance.

09 Rear Camber Brackets

WPT9002X

ADJUSTABLE CAMBER PLATES

The amount a wheel leans in or out at the top is called "camber". As the car turns and the body leans the tire can lose traction as it no longer is making full contact with the road. When the top of the wheel leans in toward the centre of the car it's called negative camber; typically a necessary set-up for competition or hard driving.

for completely adjustable camber and rear toe-in...

Negative camber at the rear can be just as important as the front and stock rear is often at 0° or even positive! The control of rear camber is by the outer bracket for the rear radius arm which is bolted to the rear subframe. The ultimate option, allows for completely adjustable camber AND rear toe-in.

10 Adjustable Camber Plates


WPT90021



...our quick steering rack ratio is only 2.2 turns!



60 | Performance & Tuning



ADJUSTA-RIDE KIT

The most popular way to lower your Mini, while allowing easy and quick adjustment when needed. Using a simple threaded knuckle bar and lock nut system, you can easily raise or lower your Mini, without having to remove the top subframe mounts or drill the rear valance. The knuckle joints have also been re-designed for extra strength and durability.

01 Front Adjusta-Ride Kit	GAC8432X
Rear Adjusta-Ride Kit	GAC8433X

COIL OVER SHOCK ABSORBERS

Developed between Spax and K.A.D. these coil over shock assemblies are simply the most versatile currently available. Designed purely for ROAD use they provide the ultimate in ride comfort and shock absorbance. The shock absorbers have fully adjustable gas cylinders with the added bonus of being able to adjust the responsiveness of the coil spring with the threaded collars.

Front and rear shocks are in the kit containing all new brackets and fittings to successfully mount the shocks. As can be expected from K.A.D. and Spax, full and precise fitting instructions are included within the kit.

Standard Height Coil Over Kit	SPCK19
02 Lower Height Coil Over Kit	SPCK20

HI-LO SUSPENSION KITS

Can't decide what is the best ride height for your Mini. Then fit these. Hi-Los, the original kit allows you to raise or lower the height of your vehicle without dismantling the suspension assembly. Homologated by the R.A.C and Rover for rallying purposes.

03 Hi-Lo Suspension Kit	GAC8437X
(Adjustable height front and rear kit).	
Front Hi-Lo Suspension Kit	GAC84371
(Adjustable height cones kit includes 2 x Hilo cones and 2 x 21A423).	
Extension Rods (Pair)	GAC84372
(Used with GAC84371 when fitting to the rear suspension).	
Rear Allen Bar	GAC84373
(Allen head bar for adjusting suspension heights).	
Front Allen Bar	GAC84374
(Allen head bar for adjusting suspension heights).	

NEW COIL SPRING CONVERSION

The Minis suspension was designed 45 years ago and although the rudder cones that Sir Alec Issigonis and Alex Moulton gave were innovative and perfectly adequate for the day they are a bit harsh for today's driving. An alternative is to replace the rubber cones with spring that are a direct replacement. Offered in two different spring rates.

Softer Coil Spring Kit - Blue	FAM3968X
(Front and rear coil spring kit that replaces the rubber cone).	
04 Firmer Coil Spring Kit - Red	FAM3968HX
(Front and rear coil spring kit that replaces the rubber cone).	
Cone Compressor Tool	GAC9424X

SPAX AND KONI ADJUSTABLE SHOCK ABSORBERS



Shock absorbers are the first line in improving the handling of your Mini. We are able to offer either Spax, Gaz or Koni front and rear adjustable shock absorbers for the Mini in either standard or lowered ride height option. Supplied in single units.


05 Spax Front Standard Height	GAC8401X
Koni Front Standard Height	GAC8405X
06 Gaz Front Standard Height	GAC8401XG
Spax Front Lowered Height	GAC8402X
07 Koni Front Lowered Height	GAC8406X
Gaz Front Lowered Height	GAC8402XG
Spax Rear Standard Height	GAC8403X
08 Koni Rear Standard Height	GAC8407X
Gaz Rear Standard Height	GAC8403XG
09 Spax Rear Lowered Height	GAC8404X
Koni Rear Lowered Height	GAC8408X
10 Gaz Rear Lowered Height	GAC8404XG



NEW ROLL CAGES

Safety Devices is Europe's number one supplier of roll-over bars and cages to the motor sport industry. Following the same form as a competition cage and made on the same jigs these cages usually allow the full retention of all interior trim, except where the cage feet mount to the bodyshell. A rear roll bar may be specified without diagonal, which allows use of the rear seat. The backstays may sometimes restrict access through the rear doors of four door cars. Cages may be made from either Cold Drawn Seamless (CDS) tubing, or the more malleable Electrically Resistance Welded (ERW) tubing. The latter shows a cost saving, although it is not generally permitted for motor sport use. These cages have a 38mm diameter main hoop.

38mm Front Cage	MT8201
38mm Rear Cage	MT8202
38mm Rear Cage With Fixed Diagonal	MT8203
38mm Rear Cage With Removable Diagonal	MT8204
38mm Rear Cage - Road Only	MT8205
Door Bar Single	MT8206




Made from Cold Drawn Seamless tubing (CDS), Safety Devices six point competition cages are the finest in the world, made to the most exacting standards. Structures provide maximum compressive strength with the minimum possible bends so avoiding the weaknesses in sharp bends. Most cages are homologated and as such are not rendered illegal by the rule changes which affect cages manufactured without certification. Only FIA/ASN approved manufacturers may submit roll cage designs for homologation. These cages have a 45mm diameter main hoop.

45mm Front Cage	MT8211
11 45mm Rear Cage	MT8212
45mm Rear Cage With Fixed Diagonal	MT8213
45mm Rear Cage With Removable Diagonal	MT8214
Door Bar Single	MT8206
Dash Bar	MT8215

62 | Workshop & Tools



01



06



02



07



03



08



04




09



05



10



PENRITE OILS



Penrite offers a complete range of high performance, quality oils & lubricants, specifically formulated for veteran, vintage and classic cars. Founded in 1926, Penrite has a wealth of experience behind its products. Indeed, the company was lubricating many of today's vintage and classic cars, when they were new!

Modern engine lubricants do not necessarily suit older vehicles, the oils are often too thin and, the additive 'packages' chosen suit today's advanced engineering and materials, not those employed in the design and manufacture of the vehicles of earlier years.

Penrite engine oils are blended from high quality base stocks, combined with selected compatible additives to give the best possible performance, increased engine protection, high oil pressure and, reduced oil consumption. These oils also help reduce 'gumming' and sludge deposits.

The Penrite philosophy of meeting and exceeding original requirements using modern technology extends across a wide range of lubricants - from engine oils for vehicles of all ages, transmission and steering box oils, to specially formulated chassis greases for veterans. Penrite lubricants provide complete mechanical protection and help you care for your vehicle.

RUNNING IN OIL:

Penrite running-in oil is designed to promote and control the bedding-in process of newly built engines. It should be used for the first 300 miles and then replaced with the appropriate grade of HPR oil.

01 1 litre	GGL9015X
5 litre	GGL9014X

HPR 15W/60:

A high viscosity semi-synthetic multigrade engine oil, specifically developed for multi-valve, multi-cam high performance engines requiring a 15W engine oil. This oil offers good all round protection, including good pumpability when cold, excellent viscosity characteristics when hot. It contains the necessary additives to combat wear, and bearing corrosion. HPR 15W/60 meets API SJ/CD requirements and is suitable for turbo and diesel fuelled vehicles.

02 1 litre	GGL9083X
5 litre	GGL9082X

CLASSIC 20W/50:

Designed specifically for vehicles from the 1960's and '70's, this 20W/50 multi-grade meets the highest API SH/CD standards. Like the original 20W/50's of the 1960's, classic 20W/50 is a full-bodied, hard-wearing oil giving excellent film strength under the heaviest loads.

03 5 litre	GGL9044X
-------------------	----------

HPR 20W/60:

Replaces SAE 30 and 20W/50. Formulated for most post-war classics, particularly high performance vehicles such as MG, Porsche, Jaguar and Triumph. Suitable for cars running six volt electric systems, where starter motor cranking speeds require an engine to turn over with minimal drag.

1 litre	GGL9005X
04 5 litre	GGL9004X

PENRITE GENERAL PRODUCTS

STORAGE PROTECTION SUPPLEMENT:

When added to either engine, gearbox and rear axle oils, it protects internals from acidic corrosion and seizure during long storage periods.

05 0.5 litre	GGL9043X
---------------------	----------

GRAPHITE GREASE:

Graphite grease is suitable for general lubrication work, being highly water resistant. Recommended for shackle and spring leaf lubrication.

06 500grm	GGL9030X
------------------	----------

HIGH MELT BEARING GREASE:

Calcium complex base grease especially suitable for classic and vintage wheel bearings where exposure to water spray and therefore grease wash-out was a problem.

500grm	GGL9040X
--------	----------

CAM ASSEMBLY LUBE:

For lubricating engine components during assembly - not for use on pistons or in the ring area.

07 40grm	GGL9031X
-----------------	----------

POURING JUGS:

These handy jugs are designed to fit in with the feel of a classic garage, also making pouring a cleaner process. Available in black and bearing the Penrite logo they are essential garage equipment.

08 Pouring Jug 1 litre	GAC8066X
Pouring Jug 0.5 litre	GAC8065X

COOLING SYSTEM CORROSION INHIBITOR:

Protects metals in the cooling system from corrosion. Can be used to enhance the anti-corrosion properties of anti-freeze.

1 litre	GGL9041X
---------	----------

CARBURETTOR DAMPER OIL:

Specifically formulated for SU carburettors, both damped and non damped of all ages and, some Strombergs.

09 Carburettor Damper Oil 125ml	GGL9035X
--	----------


LEAD SUBSTITUTE:

We stock a lead substitute, endorsed by the Federation of Historic Vehicle Clubs, that enables unleaded fuel to be safely used in engines originally designed for leaded fuel.

10 Superblend 500ml	GAC806
----------------------------	--------

FULL PENRITE LUBRICANT RANGE STOCKED:

There are many other Penrite oils and lubricants that we stock but have not listed here - please call your local Moss branch who will only be too pleased to help you.



CLASSIC CAR COLOURS

Listed are a small selection of our stock, your local branch have comprehensive listing of all paints used on British Leyland cars up to 1980.

ENGINE PAINT COLOURS:

- 01 Maroon
- Metallic Green
- 02 Green
- Black
- Gold
- Yellow

AEROSOL

- CCEP1
- CCEP2
- CCEP3
- CCEP4
- CCEP6
- CCEP11

BRUSH-ON

- CCEP1BR
- CCEP2BR
- CCEP3BR
- CCEP4BR
- CCEP6BR
- CCEP11BR

MISCELLANEOUS COLOURS:

- Chassis Black
- Wheel Silver
- Super Gloss Black
- Satin Black
- Matt Black

AEROSOL

- CCCB1
- CCWP1
- CCSB1
- CCSB2
- CCMB1

BRUSH-ON

- CCCB1BR
- CCWP1TU
- CCSB1TU
- CCSB2TU
- N/A

WAXOYL RUST PROTECTION

Waxoyl is probably the best known and one of the most effective after-market rust prevention treatments available. The liquid spreads evenly over the surface it is applied to forming an effective seal against the environment. As Waxoyl does not harden it even 'in-fills' after stone chipping. Starter kit includes 2.5 litre Waxoyl can and spray gun.

- 03 Waxoyl Starter Kit
- 5 litre Can
- 2.5 litre Can
- Jumbo Trigger Spray Gun
- High Pressure Spray Gun
- 1 Metre Extension Probe

- WO105
- WO104
- WO102
- WO107
- WO108
- WO109

BRAKE AND CLUTCH FLUID

DOT 4:
Most modern day cars use Dot 4 brake and clutch fluid, which we recommend you consider the minimum specification requirement.

- DOT4 500ml GBF4102
- DOT4 1 litre GBF4103
- DOT4 5 litres GBF4104

DOT 5:
Racing fluid Dot 5 GBF5 really is the ultimate in brake fluid. Its anti-boil properties mean that even under the hardest of braking conditions your fluid will remain efficient. Due to its hygroscopic nature, racing fluid should be changed annually otherwise the integrity and effectiveness of your braking system will be drastically reduced.

- DOT5 500ml GBF5102
- DOT5 1 litre GBF5103

SILICONE:
This high performance fluid is Non-Hydroscopic, so it doesn't promote rust problems within the hydraulic system plus it won't damage your paint work. When silicone brake fluid is used it will provide years of trouble free braking.

- 04 Silicone Fluid 500ml ABF3
- Silicone Fluid 1 litre ABF4

ANTIFREEZE AND COOLANT FLUIDS

- 05 Unipart Antifreeze 1 litre GEC2001
- Unipart Antifreeze 5 litre GEC2005
- 06 Water Wetter (Cooling Aid) MM220-115



09



11



12



15



10

tyre gauge keyring...

NEW

This Precision electronic instrument, that reads from 5 to 60 PSI, and operates from 0 to 100°F (-18° to 33°C), will allow you to monitor your tyre pressures with the minimum of fuss. Note: Properly inflated tyres help road safety and fuel economy.

14 Digital Tyre Gauge

MXV9003



14



16

GENERAL WORKSHOP FLUIDS

Exhaust Assembly Paste

GAC2054

1" x 15' Thermo-Tec Exhaust Insulation Wrap - Natural*

GAC150

2" x 15' Thermo-Tec Exhaust Insulation Wrap - Natural*

GAC152

1" x 50' Thermo-Tec Exhaust Insulation Wrap - Natural*

GAC154

2" x 50' Thermo-Tec Exhaust Insulation Wrap - Natural*

GAC156

(*Also available in Black).

Snap-Strap Kit 5' Roll With 5 Clips

GAC158

Snap-Strap Kit 25' Roll With 25 Clips

GAC158

Gasket Joint Compound

GGC102

Stud & Bearing Adhesive

GAC100

07 Bars Radiator Leak Pellets

GAC6073

08 Graphogen Engine Assembly Lube

GGL9122X

Carburettor Cleaner

MRD1023

Graphite Grease

AKF1457

GT85 Penetrating Oil

GT85

WD40 5 litre Can

GAC381

09 WD40 Large Can

GAC111

WD40 Small Can

GAC110



SOCKET SETS

We have a choice of four socket sets covering all three drive sizes. The 42 piece contains a range of 3/8" drive MM,BA, AF sockets. The 75 piece contains 1/4" standard and deep AF & MM sockets, a selection of hexagonal inserts of screwdrivers and TX - STAR drives. The 17 piece set is 1/2" drive sockets only. They range from 5/16" to 15/16". You'll require attachments for this set.

42 Piece Socket Set

DMR18970

10 75 Piece Socket Set

DMR18966

17 Piece Socket Set

DMR30750

INDIVIDUAL SOCKETS

Some Jobs on the Mini require an extra large socket such as the crank pulley or the hub nut. Both of these sockets listed below are for 1/2" drive.

14mm Sparkplug Socket With 3/8" Drive

DMR27290

11/8" AF Socket (Drum Brake Hub Nut, Crank Pulley Bolt)

DMR83953

11 15/16" AF Socket (Disc Brake Hub Nut, S/Wheel Boss, Flywheel Bolt) DMR19989

BOOT TOOL ORGANISER

No more lose items in the boot. Made from heavy duty vinyl with a velcro covered spanner section and a zip pouch.

12 Boot Tool Organiser

GAC9974X

TYRE PRESSURE GAUGE

Properly inflated tyres help road safety and fuel economy.

13 Tyre Pressure Gauge

GAC8049X

WARNING TRIANGLE

If you are unfortunate to break down or have a puncture, the first concern must be safety and to warn oncoming traffic. Mandatory in mainland Europe.

15 Warning Triangle

GAC4136X

REFLECTIVE SAFETY JACKET

Let them know that you are there!

16 Safety Jacket

GAC2999

66 | Workshop & Tools



01



03



05



07



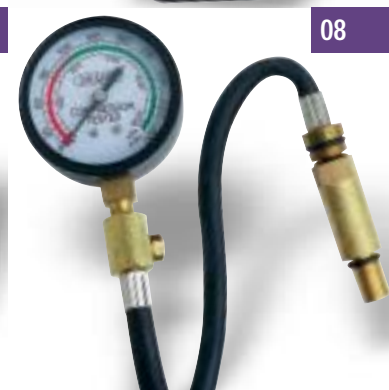
02



04



06



08

NEW GUNSONS EXHAUST GAS ANALYSER

Go on do your bit for your environment and the performance of your engine. Keeping you engine in tune from home has never been easier also saves you the return journey to the MOT centre.

01 Exhaust Gas Analyser

MRD1207

GUNSONS FLASH TESTER

Gunson Flash Tester checks the condition of the car's high - tension circuit by measuring the strength of the voltage at the spark plug.

02 Flash Tester

MM386-875

GUNSONS COLORTUNE 500

Colortune is basically a glass topped spark plug that allows you to see the colour in the combustion in the cylinders, taking the guess work out of setting the mixture.

03 Colortune 500

MRD1005

NEW BATTERY CONDITIONER/CHARGER

Automatically recharge used battery cells. Suitable for all vehicle types: cars, bikes, etc. L.E.D. monitoring display/battery status display. Permanent unsupervised use. No need to disconnect the battery. A connector kit is also available which gives you the choice of using quick connectors rather than using crocodile clips. Polarity warning signal. Charges every 12v battery up to 14.7v max. 500gm weight. Thermal cut off. Safe on sealed batteries. Requires 240v supply.

04 Battery Conditioner/Charger
Connector Kit

GBY9998
GAC9983

NEW PRIORITY START

Priority start automatic starting protector monitors battery voltage. If while the car is parked there is a drain from the battery, at a predetermined level, it automatically disconnects the battery, preserving enough power to restart the engine. The unit senses the ignition key in the on position and reconnects the battery.

05 Priority Start

MM459-350

BATTERY ACID MAT

Made from special acid absorbent material that neutralises acids. Easily cut with scissors to match the shape of battery or battery tray. Ideal for use when the battery is out of your car to prevent contamination.

06 Battery Acid Mat

GAC2029X

DIGITAL ANALYSER

This digital analyser is an essential piece of kit to help keep your mini in good order. Packed with features including DC measurement, voltage, current, resistance and dwell angle. Supplied with leads, battery and case.

07 Digital Analyser

DMR50024

COMPRESSION TESTER

A compression test is the most accurate way to gauge and check the condition of the engine. This tester features a 300mm flexible hose with threaded adaptors to suit 14mm spark plugs and a pressure release valve.

08 Compression Tester

DMR37442



SPARK TESTER

This tester can be safely placed in the HT circuit to establish if a high tension spark is present.

09 Spark Tester

DMR38898

TOOLS FOR SU CARBURETTORS

Here we list a range of tools that make life so much easier when overhauling and retuning your SU carbs.

Carburettor Synchroniser	MM386-200
Jet Centring Tool	GAC6101X
Carburettor Needle Chart	ALT9501
Jet Adjustment Spanner	AUD2693
Carburettor Reamer	386-385
(This special reamer is designed to open up worn 5/16" throttle shaft bushes to accept 0.010" oversize throttle shafts).	

TAPPET ADJUSTER

Adjusting tappets is never an easy chore. This tool takes much of the effort out of this necessary job. Requires a 1/2 drive socket to fit tappet adjustment nut.

10 Click-Adjust Tappet Tool

MRD1299

ENGINE HOIST

Tilting an engine to clear obstructions such as the bulkhead, when removing the engine can be difficult. This device allows the engine to tilt and clear obstacles. Heavy duty construction holds up to 2000 pounds and can tilt 90°.

11 Engine Hoist

GAC9130X

NEW CAR RAMPS

These light weight but heavy duty ramps have a gentle 17 degree incline making them perfect for lowered cars.

12 Car Ramps (Pair)

400-800

NEW WHEEL CHOCKS

Ideal for preventing your car from rolling when using axle stands or car ramps.

13 Wheel Chocks (Pair)

MM900-150

PARKING MAT

No more guessing if your going to hit the wall when parking in the garage.

14 Park Smart Mat (Each)

200-600

NEW ROLLING FLOOR JACK

Just slide the jack assembly under a wheel, press down on the pedal until the tyre clears the ground. Heavy duty castor allows easy movement of the car in confined spaces. Ideal when working on the car where space is limited.

15 Rolling Floor Jack (Pair)

900-162

NEW WHEEL DOLLY SET

These non-height adjustable units are just the thing to help you move your car about easily in confined spaces, simply roll your car onto the dolly.

16 Wheel Dolly Set (Pair)

900-161

68 | Workshop & Tools

AXLE STANDS

These fold away axle stands can support 2000kg. Height range is 235-365mm.

01 Axle Stands	DMR36524
----------------	----------

OIL SPILL MAT

Don't know why I put this in really, I've never seen a Mini with an oil leak.

02 Oil Spill Mat	GAC2028X
------------------	----------

MAGNETIC TOOL TRAY

Ideal for placing and keeping safe all the small items such as nuts, screws...

03 Magnetic Tool Tray	DMR35384
-----------------------	----------

LEVER GREASE GUN

Easy to use lever operated grease gun delivers a pressure of over 4000psi and has a capacity of 130cc.

04 Lever Grease Gun	DMR12681
---------------------	----------

SCREW DRIVER SETS

We supply two kits which contain a range of different sized Flat, Cross, and Pozi drive screwdrivers.

05 7 Piece Set (3 Plain, 2 Cross, 2 Pozi Drive)	DMR27031
11 Piece Set (5 plain, 3 Cross, 3 Pozi Drive)	DMR27030

SPANNER SETS

Listed below are a selection of spanner sets which should cover the type of maintenance work required on the Mini.

5/32-7/16 AF Mini Spanner Set	DMR19757
3/8-11/4 AF 14 Piece Combi. Spanner Set	DMR29548
8-32mm Metric Combi. Spanner Set	DMR29547
1/4-7/8 AF Ratchet Ring Set	DMR31992
06 1/4-3/4 AF 5 Piece Open Ended Set	DMR30767
3/8-7/8 AF 5 Piece Ring Set	DMR35071

PLIER SET

This set of three pliers contains 1 x 160mm long combination pliers, 1 x 160mm long nose pliers and 1 x 125mm long side cutters.

07 Plier Set	DMR21722
--------------	----------

CIRCLIP PLIER SET

Contains pliers for internal and external circlips, includes 2 x straight , 1 x 90 degree, 1 x 45 degree plier heads.

08 Circlip Pliers Set	DMR19735
-----------------------	----------

SELF GRIP PLIER SET

These are the ideal third hand that you always seem to require.

09 Self Grip 3 Piece Plier Set	DMR14040
--------------------------------	----------

FLYWHEEL/HUB PULLERS

Due to the peculiarity of the clutch assembly of the Mini a special tool is required to remove the fly wheel. The three bolts locate on the fly wheel itself, and the large centre screw works against the crankshaft. Care must be taken when using this tool as the load exerted onto the puller is extreme. The 2/3 legged puller is a most useful tool for those more daring rebuild jobs such as the gearbox. Also especially useful for suspension rebuild is the taper joint splitter.

10 Flywheel Puller	DMR19862
2 Or 3 Legged Hub Puller	DMR25994
Taper Joint Splitter	DMR13914

MISCELLANEOUS TOOLS

Rubber covered, tangle free, copper cored cable, and copper plated steel crocodile clips with PVC grips. An essential piece of equipment when working on the suspension of your rubber coned Mini, the cone compressor is a must for any enthusiastic Mini mechanic.

11 Battery Booster Cables	DMR22413
12 Cone Compressor To 1959 & 1976 On	GAC9424X
13 Stud Extractor Set	FROSTM260

NEW TESTUNE DIAGNOSTIC MULTIMETER

14 Testune Analogue Diagnostic Multimeter	CCG001
---	--------

DISPOSABLE GLOVES

Bio-Degradable natural latex gloves are ideal for those messy jobs. They provide natural grip and feel fitting both left and right hand. 100 gloves per box.

15 Disposable Gloves	228-690
----------------------	---------

BRAKE SERVICE TOOLS

When servicing the brakes on any car it is important to have the correct tools. For bleeding we can supply two useful tools as an alternative to a piece of rubber hose. Eezibleed is an excellent way to take away the fuss and mess from bleeding hydraulic systems. Fed by air pressure from the spare wheel, it provides 1/4lb of pressure to the fluid container. As an alternative to Eezibleed, a 'one man' bleed tool is a must. Using a one way valve, the fluid is allowed through the valve but the air is prevented from returning back into the system.




16 Eezibleed	MRD1001
17 One Man Bleed Tool	GAC9378X
Brake Adjusting Spanner	GAC5051
Wheel Cylinder Circlip Tool	17H7949T
18 Brake Pipe Bending Tool	FROSTM258
Brake Pipe Flaring Tool	FROSTM250
Brake Pipe Cutter	FROSTM300



the tools
you need...



take away
the fuss
& mess...



70 | Car Care



AUTOGLYM CAR CARE



AutoGlym Products are renowned as being one of the best cleaning and car care products available.

01 Car Exterior Shampoo	AG002
Car Interior Shampoo	AG003
Glass Polish	AG004
02 Chrome And Metal Polish	AG005
03 Vinyl And Rubber Cream	AG006
Wheel Cleaner	AG007
04 Leather Care Cream	AG008
Engine Cleaner	AG009
Cutting Polish	AG010
Extra Gloss Polish	AG011
Plastic Restorer And Protector	AG012
Silicone Spray 450ml	AG015
Silicone Free Spray 450ml	AG016
Perfect Polishing Cloth	AG017
05 Auto Dry Blade	AG018
Tyre Dressing	HMP190065

NOVUS PLASTIC POLISH

This car polish system offers 3 levels of cleaners. The No.1 polish is for light scratches and ageing. The No.2 polish is for restoring clarity by removing discolouration, haze and fine scratches. The No.3 polish removes heavy scratches and abrasions. The No.2 polish is required to finish-off after you have used the No.3 polish, perfect for soft-top plastic windows.


06 Novus Polish No.1 8oz	220-605
Novus Polish No.2 8oz	220-610
Novus Polish No.3 8oz	220-615

WAXOYL

Waxoyl has long been the classic car owners best defence against creeping rust. The sooner you use it, the better. Once applied, it forms a thick waxy coating that immediately stabilises existing rust and prevents future corrosion.

To protect your car simply apply Waxoyl liberally inside and outside all box sections, chassis rails etc... Our starter kit contains everything you need for initial protection, including a 2.5 litre can of Waxoyl, pump and sprayer.

07 Waxoyl Starter Kit	WO105
Waxoyl Aerosol	WO101
5 litre Can	WO104
2.5 litre Can	WO102
2.5 litre Cartridge	WO103
Jumbo Trigger Spray Gun	WO107
High Pressure Spray Gun	WO108
1 Metre Extension Probe	WO109
Underbody Seal 1 litre	WO113
Underbody Seal 500ml	WO114



HAMMERITE UNDERBODY SEAL AND SMOOTHRITE

Long proven products, that are easy to apply to those awkward corners. Help protect the underbody of your Mini and give that quality professional finish.

protect the underbody of your mini...

08 Hammerite Aerosol Underbody Sealer 600ml	MRD1109
Smoothrite Aerosol Underbody Black 400ml	MRD1216
Smoothrite Can Underbody Black 250ml	MRD1202



11



13



14



12

keep your
leather clean
& soft...



15



16

HAMMERITE RUST REMOVER

When any hardware or mechanical parts are immersed, this product will remove and kill rust. Items must be degreased prior to being immersed.

- | | |
|-------------------------------------|---------|
| 09 Hammerite Rust Remover 0.5 litre | MQC1002 |
| Hammerite Rust Remover 1 litre | MQC1003 |

GUNK CLEANING FLUID

The No.1 Degreaser.

- | | |
|---------------------------------|---------|
| Brush-On Engine Cleaner 1 litre | MRD1040 |
| Spray-On Engine Cleaner 400ml | MRD1187 |
| 10 Concrete Cleaner 1 litre | MRD1257 |

GLIPTONE LEATHER CARE

Leather will last indefinitely if it is properly cared for, especially if you use Gliptone Leather Care. In order to keep leather upholstery flexible and in original condition it must be fed with moisturising oils and waxes. Using only natural vegetable ingredients, Gliptone Liquid Leather has a unique formula which penetrates the leather's brittle fibres providing new youth while re-instating that original, wonderful leather aroma. Formulated from Ph neutral ingredients.

- | | |
|-------------------------------|----------|
| 11 Leather Conditioner 250ml | GAC2058X |
| Neutral Leather Cleaner 250ml | GAC2059X |

CONNOLLY HIDE FOOD

Apply once a month to keep your leather clean and soft. Made by the very company that produces leather hides for Jaguar, Rolls Royce... and Moss.

- | | |
|----------------------------|----------|
| 12 Connolly Hide Food 11oz | GAC2057X |
|----------------------------|----------|

LEXOL LEATHER PRESERVATIVE

Made from the finest tanning oils, that bond to the leather fibres, Lexol protects new leather from premature cracking and helps revive old leather that has become dried-out. Suitable for all leather products.

- | | |
|---------------------------------|---------|
| 13 Lexol Preservative 0.5 litre | 220-200 |
|---------------------------------|---------|

PROFESSIONAL CAR DUSTER

This 100% cotton dusting mop is treated with special wax to trap dust. Simply shake it out and it's ready for use again. 20" long, supplied with case.

- | | |
|----------------------------|---------|
| 14 Professional Car Duster | 231-670 |
|----------------------------|---------|

WHEEL CLEANING BRUSH

Specially designed to get into those, visible, hard-to-reach areas of your wheels - without skinning your knuckles!

get into those, visible, hard-to-reach areas...

- | | |
|-------------------------|---------|
| 15 Wheel Cleaning Brush | GAC4089 |
|-------------------------|---------|

KOZAK DRY WASH CLOTH

Kozak's specially treated long cotton fibres are woven into a thick plush Nap which draws the dust up and away from the paintwork.

- | | |
|-------------------------|---------|
| 16 Kozak Dry Wash Cloth | 231-620 |
|-------------------------|---------|

72 | Indoors & Outdoors



LICENCE HOLDERS

01 John Cooper Licence Holder	JCA9013X
02 BMC Rosette Licence Holder	CRLH402

PERSONAL ACCESSORIES

In addition to the range of exciting product already listed here, we are able to obtain to order the full range of Special Tuning products as featured in the British Motor Heritage 1997 brochure. Please telephone your preferred branch for more details.

03 Special Tuning Lapel Pin Badge	HMP190147
Special Tuning Rollerball Pen	HMP190215
Brass Special Tuning Key Ring	HMP190149
Special Tuning Mouse Mat	HMP190151

PATCHES AND KEY FOBS

BMC Rosette Key Fob	CRSP401
04 Union Jack Key Fob	GAC4042
Leyland Mini Key Fob	GAC4043
Mini Cooper Key Fob	GAC4044
Cooper Group Key Fob	GAC6074X
Mini Logo Sew On Patch	GAC4128X
05 Mini Winged Sew On Patch	GAC4051
Mini Cooper Sew On Patch	GAC4052
British Leyland Sew On Patch	GAC9960X
BMC Sew On Patch	GAC9961X
06 Mini Iron On Patch - Red	GAC6080X
Mini Iron On Patch - Black	GAC6081X
Mini Iron On Patch - Blue	GAC6082X
Mini Iron On Patch - Green	GAC6083X

POSTCARDS AND COLLECTOR CARDS



The ultimate gift for the Mini enthusiast. A set of 4 postcards or 6 and 9 collectors cards each with a different illustration of the original Mini Cooper winning the Monte Carlo Rallies, a selection of Minis through the 35 years, or of the latest Coopers in the 90's. For those who want to display these prints with pride, we also stock the postcards framed.

the ultimate gift for the mini enthusiast...

07 Framed Collectors Card Set (Set Of 6)	GAC9514X
Framed Collectors Card Set (Set Of 9)	GAC9518X
08 Framed Mini Cooper Postcard Set (Set Of 4)	GAC9528X
Unframed Mini Cooper Postcard Set (Set Of 4)	GAC9522X

PICNIC RUG

Ideal for storing in the boot while out driving on a sunny day, this picnic rug has a waterproof base, it folds away neatly and features handy carry straps.

09 Picnic Rug	GAC8025X
---------------	----------


FACTORY DEALER AND SERVICE SIGNS

These multi-coloured screen printed signs are perfect replicas of the originals and will add an authentic touch to your garage wall.


BMC Genuine Parts 18" x 27"	214-230
10 BMC Authorised Dealer 18" x 27"	GAC9929X
Austin MG Authorised Service 18" x 27"	214-210




10



12



14




16




11



13



15



17

UNION JACK FLAG

Made from light-weight polyester, complete with metal grommets on the hoist.

11 Union Jack Flag

GAC9939X

NEW MISCELLANEOUS BOOKS

The range of publications below has been put together after hours of bedtime reading, to bring you a selection of books about the Mini and its derivatives that will enlighten and surprise the reader.

Beware: Some of these books may cause you to damage the contents of your wallets and purses in a big way.

These small handbooks are a wealth of information to any Mini owner, whether it's just the tyre pressures or changing a bulb, the coverage in these little wonders will not let you down. We stock the Rover workshop manual, and also the ever popular Haynes range of manuals. Any of these manuals are essential equipment for the home mechanic.

essential equipment for the home mechanic...

MINI HANDBOOKS AND MANUALS:

City, 850 & 1000 Saloon 1976-80	AKM3547
Mini Handbook All Models 1980 On	AKM7168ENG
Mini Workshop Manual 1984 On	AKM6353
Haynes Workshop Manual 1959-69	MGL6219X
12 Haynes Workshop Manual 1969-2001	MGL6220X
Mini Guide To Purchase & Restoration	MGL0265
Mini Colour Series	MGL0252
Complete Classic Mini	MGL0313
Looking After Mini	MGL0318

NEW MISCELLANEOUS BOOKS CONTINUED

SPORTING MINIS:

Mini The Racing Story	MGL0319
13 The Sporting Minis Cooper, Cooper "S" & 1275GT	MGL0266
Anatomy Of The Works Minis	MGL0311
Essential Mini Cooper	MGL0314
Original Mini Cooper & Cooper "S"	MGL0254

GOLD PORTFOLIOS:

High Performance Minis Gold Portfolio	MGL0315
14 Mini Cooper Gold Portfolio 1961-71	MGL0320
Mini Gold Portfolio 1959-69	MGL0321
Mini Gold Portfolio 1969-80	MGL0322
Mini Gold Portfolio 1981-97	MGL0323

CARBURETTOR AND COMPONENT MANUALS:

SU Workshop Manual	GAC1044X
15 Tuning SU Carburettor	MGL0070
Weber Carburettor Maintenance Manual	MGL0279
Weber Carburettor	GAC1032X
Lucas Fault Diagnosis Manual	GAC1029X
16 Restoring And Repairing Classic Car Components	MGL0297

MODIFY AND TUNING:

How To Power Tune Your Mini On A Small Budget	MGL0317
Tuning BL's "A" Series Engine	MGL0063
17 How To Modify Your Mini	MGL0248
High Performance Minis	MGL0316
Building Preparing And Racing Your Mini	MGL0312

74 | Bodysells

BMH BODYSHELLS

BRAND NEW BRITISH MOTOR HERITAGE BODYSHELLS



Tired old classics need not be lost forever. If you have the determination to save one then we have the bodysells, parts, accessories and the schemes to help lighten the financial load. It's never been easier to rebuild, re-shell or restore. If your car needs a full bodywork rebuild then why not consider a new shell? The cost is less than you may think especially if you are paying labour charges to fit individual body panels. Take a long hard look at your project without rose-tinted specs and decide if a new shell is a viable alternative. Determine fully the extent of repairs needed before you buy any parts.

better quality than
the originals...



Advances in paint technology and better build quality should ensure your new British Motor Heritage bodysells last considerably longer than the originals, because they are electrophoretically plated and seam sealed before being primed, using the latest water based paints for more effective top coating. The electrophoretic process creates superb adhesion between the primer and bare metal and is of the current high standard used by the majority of car manufacturers. The doors, boot lid and bonnet are fitted.

When you buy a bodysell from us, you automatically qualify for our Rebuild Programme, allowing you to save 10% on ALL future purchases during the course of your rebuild*.

NEW

CLUBMAN BODYSHELL

Launched in late 1969 the Clubman range saloon, estate and 1275GT was part of the Mini facelift program. This program standardised winding windows and internal door hinges on all UK-built Minis except the light commercials. Although rejected by some Mini Purists, its range made a considerable contribution to the Minis sales figures selling some 626,312 units across its range. The Heritage Clubman Body Shell currently available is a direct replacement for Clubman saloons and 1275GT models with rubber mounted subframes, from 1976 - 1980.

It can be used for 1972 - 1976 models provided that they are converted to rubber mounted subframes. An alternative Clubman Body Shell is planned which will accept solid mounted subframes. 1969 - 1972 models had a different gear shift mechanism and other differences that would require modifications to the body shell.

MKIV BODYSHELL

Fits Mk4 models (1976 to 1989 saloons) with rod change gearbox and rubber mounted sub-frame. Fits Mk3 models (1972 on) with rod change gearbox. Customer required to change the solid mounted sub-frame for the rubber mounted version. 'E' coated, sealed and primed using industry standard water based paints.

Fully fitted with skin and floor sound deadening pads. Genuine Mk4 bonnet assembly. Round headlamp apertures. Front wings without repeater lamp apertures. Engine bay caters for side mounted radiator, correct slatted inner wing and Mk4 grille panel. Dashboard bulkhead panel includes large 'rotodip' aperture, improving access to the centre binnacle. Original roof panel without aerial holes. Front seat belt mountings attached in pre-1977 positions. Rear seat belt mountings retained. Side impact bars included in doors. Current specification brackets for airbag sensor, alarm and boot mounted washer bottle NOT included. Bodysells are supplied complete, with doors, bonnet and boot lid.



02 MkIV Bodysell

BMP343

MKV BODYSHELLS

These bodysells from British Motor Heritage (built on the original Longbridge line) are for models from 1989 onwards, they are available as either Standard or Sports-Pack specification. All bodies are coated, sealed and primed using the current MG Rover process.

Current specification brackets for airbag sensor, alarm and boot mounted washer bottle NOT included. Both types of bodysell are supplied complete, with doors, bonnet and boot lid.

MkV Standard Bodysell

AAA360200

MkV Sports-Pack Bodysell

AAA360210



Rebuild Programme



THE REBUILD PROGRAMME

Our revised Rebuild Programme is available to customers who are undertaking a major rebuild or a reshell.

Its purpose is two-fold - firstly it is designed to save you money on parts and accessories, and secondly you will receive expert technical advice from your nominated Moss technical advisor.

To qualify, all you need to do is spend £950. You instantly receive a 10% discount on the initial order (excluding bodysHELLS) and all future orders of any value for the duration of the rebuild (up to a maximum of two years). Shipping costs excluded.


To get the ball rolling you only need to contact your local branch or write to us at:

Customer Services Department
Moss Europe Ltd
Hampton Farm Industrial Estate
Hanworth
Middlesex TW13 6DB. U.K.

Alternatively, fax or e-mail us (see back cover for contact details).

make your dream come true...

Moss pioneered the Rebuild Programme many years ago and have enabled 1000's of enthusiasts to put their cars back on the road.



Save 10% on all parts (excluding bodysHELLS) during the rebuild period. A rebuild cost of £10,000 means you will save £1000!

Expert technical advice a phone call away

Unrivalled parts & accessories availability

Next day delivery available if necessary

10% Off Terms